



# Lexmark MX517de



MX517de

## A 4-in-1 device with higher input, output and print speed

The MX517de MFP combines print, copy, scan and fax operations into a single, versatile device. With available input capacity up to 2,000 sheets and print speeds up to 45 pages per minute, your documents are processed quickly with few interruptions. It boasts a 4.3-inch color touch screen and keypad to simplify tasks, 2-sided operation, built-in Gigabit networking, advanced security, available Extra High Yield cartridges that produce up to 20,000 pages, and mobile print capability.\*

## Get more done quickly

Now you can accomplish more in less time. The MX517de offers fast print and copy speeds, up to 45 pages per minute, and scan speeds up to 43 sides per minute, due to its dual-core processor, generous 512MB of memory (expandable to 2.5GB) and Gigabit networking. It can deliver the first page in as little as 6.5 seconds.



Up to 45 ppm



Network



Duplex



Unison Toner



Security



Mobility



4.3-inch touch screen

## Security. Confidential Print. Mobile print capability.

Extensive network security features and protocols protect your device, information and network from unauthorized access. Keep your sensitive documents safe by enabling the Confidential Print feature, which requires entering a customized, unique PIN on the device's keypad before the document can be printed.

In addition, you can print from mobile devices using Lexmark's free Mobile Print app or an optional Wi-Fi adapter.

## Comprehensive warranty

The MX517de monochrome MFP is so well made, we back it with a solid 1-year warranty that offers you multiple ways to obtain help: phone, email, live chat and remote assistance. Plus, if your device ever fails, we'll ship you a replacement device through our Advanced Exchange program so you're up and printing again as quickly as possible. See Statement of Limited Warranty for details.

\*Requires free Lexmark Mobile Print app with Android or iOS mobile device

### Extra High Yield cartridges produce up to 20,000 pages

Available Extra High Yield cartridges produce up to 20,000 pages and never require shaking, which minimizes interruptions and reduces cost per page. The Lexmark print system and Unison™ Toner ensure consistent print quality throughout the life of the cartridge to prevent wasted prints.

### User-friendly

The MX517de is simple to install, easy to use and offers built-in Gigabit networking for full compatibility with nearly every operating system and network, so you'll be up and running in minutes. It's built to last, so you'll easily be able to print up to 12,000 pages per month, thanks to our state-of-the-art paper handling technology.

The 4.3-inch color touch screen offers quick access to fax and scan functions, as well as to pre-installed apps, such as Forms and Favorites, which lets you save frequently used documents and print them from the touch screen.

Lexmark's Mobile Print app for iOS and Android devices provides a simple and consistent user experience for printing from mobile devices. It features simple printer discovery and mobile print and scan.

A front USB port lets you print directly from a flash drive.

### Eco-friendly

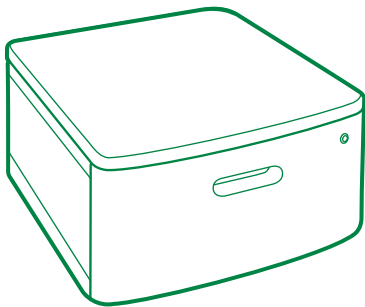
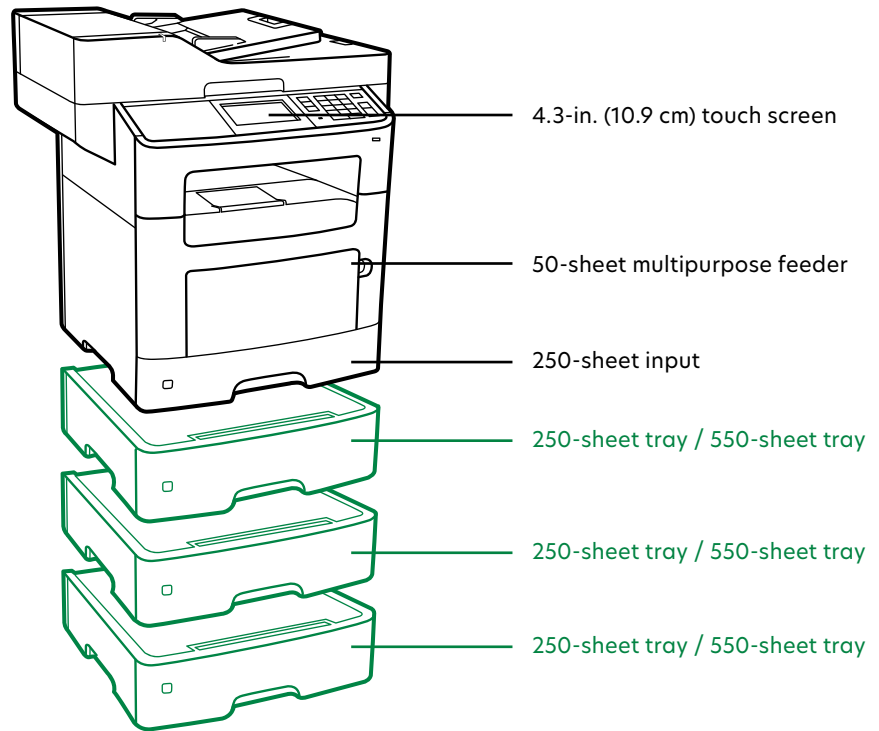
Built-in two-sided printing reduces paper use. The instant warm-up fuser saves energy and delivers the first printed page as fast as 6.5 seconds. Select an energy-saving mode (Quiet, Hibernate or Eco) to automatically minimize noise and energy consumption.

Through LCCP, the Lexmark Cartridge Collection Program, Lexmark offers a free and easy way for you to return your empty cartridges for sustainable recycling or remanufacturing.




| Product specifications                               | Lexmark MX517de  |
|--|--|
| <b>Printing</b>                                      |  |
| Display  | Lexmark e-Task 4.3-inch (10.9 cm) color touch screen   |
| Print Speed: Up to <sup>3</sup>                      | Black: 45 ppm  |
| Time to First Page: As fast as                       | Black: 6.5 seconds   |
| Print Resolution                                     | Black: 600 x 600 dpi, 2400 Image Quality, 1200 x 1200 dpi, 1200 Image Quality  |
| Memory / Processor                                   | Standard: 512 MB / Maximum: 2560 MB / Dual Core, 800 MHz   |
| Hard Disk  | Option available   |
| Recommended Monthly Page Volume <sup>7</sup>         | 2000 - 12000 pages   |
| Maximum Monthly Duty Cycle: Up to <sup>5</sup>       | 120000 pages per month   |
| <b>Copying</b>                                       |  |
| Copy Speed: Up to <sup>3</sup>                       | Black: 45 cpm  |
| Time to First Copy: As fast as                       | Black: 6.5 seconds   |
| <b>Scanning</b>                                      |  |
| Scanner Type / ADF Scan                              | Flatbed scanner with ADF / RADF (Reversing Duplex)   |
| A4/Ltr Duplex Scan Speed: Up to                      | Black: 18 / 19 sides per minute / Color: 8 / 9 sides per minute  |
| A4/Ltr Simplex Scan Speed: Up to                     | Black: 41 / 43 sides per minute / Color: 19 / 20 sides per minute  |
| <b>Faxing</b>  |  |
| Modem Speed  | ITU T.30, V.34 Half-Duplex, 33.6 Kbps  |
| <b>Supplies<sup>2</sup></b>                          |  |
| Laser Cartridge Yields (up to) <sup>1</sup>          | 20,000-page Extra High Yield Cartridge, 8,500-page High Yield Cartridge, 2,500-page Cartridge  |
| Imaging Unit Estimated Yield: Up to <sup>4</sup>     | 60000 pages, based on 3 average letter/A4-size pages per print job and ~ 5% coverage   |
| Cartridge(s) Shipping with Product <sup>1</sup>      | 3,000-page starter Return Program Toner Cartridge  |
| <b>Paper Handling</b>                                |  |
| Included Paper Handling                              | Integrated Duplex, 150-Sheet Output Bin, 100-Sheet Multipurpose Feeder, 250-Sheet Input  |
| Optional Paper Handling                              | 550-Sheet Lockable Tray, 550-Sheet Tray, 250-Sheet Tray  |
| Paper Input Capacity: Up to                          | Standard: 350 pages 20 lb or 75 gsm bond / Maximum: 2000 pages 20 lb or 75 gsm bond  |
| Paper Output Capacity: Up to                         | Standard: 150 pages 20 lb or 75 gsm bond / Maximum: 150 pages 20 lb or 75 gsm bond   |
| Media Types Supported                                | Refer to the Card Stock & Label Guide., Transparencies, Plain Paper, Paper Labels, Envelopes, Card Stock   |
| Media Sizes Supported                                | A6, Oficio, Universal, Statement, Letter, Legal, JIS-B5, Folio, Executive, DL Envelope, A5, A4, 9 Envelope, 7 3/4 Envelope, 10 Envelope  |
| <b>General Information<sup>6</sup></b>               |  |
| Standard Ports                                       | Rear USB 2.0 Specification Hi-Speed Certified Port (Type A), Front USB 2.0 Specification Hi-Speed Certified port (Type A), Gigabit Ethernet (10/100/1000), USB 2.0 Specification Hi-Speed Certified (Type B), One Internal Card Slot |
| Optional Network Ports / Optional Local Ports        | Internal MarkNet N8350 802.11b/g/n Wireless / Internal 1284-B Bidirectional Parallel, Internal RS-232C serial  |
| Noise Level: Operating                               | Print: 56 dBA / Copy: 56 dBA / Scan: 55 dBA  |
| Specified Operating Environment                      | Altitude: 0 - 2896 Meters (9,500 Feet), Humidity: 8 to 80% Relative Humidity, Temperature: 16 to 32°C (60 to 90°F)   |
| Limited Warranty - See Statement of Limited Warranty | 1-Year Onsite Service, Next Business Day   |
| Size (in. - H x W x D) / Weight (lb.)                | 19.8 x 19.3 x 17.8 in. / 48 lb.  |

<sup>1</sup>Average standard page yield value declared in accordance with ISO/IEC 19752. <sup>2</sup>Product functions only with replacement cartridges designed for use in a specific geographical region. See [www.lexmark.com/regions](http://www.lexmark.com/regions) for more details. <sup>3</sup>Print and copy speeds measured in accordance with ISO/IEC 24734 and ISO/IEC 24735 respectively (ESAT). For more information see: [www.lexmark.com/ISOspeeds](http://www.lexmark.com/ISOspeeds). <sup>4</sup>Actual Yield may vary based on other factors such as device speed, paper size and feed orientation, toner coverage, tray source, percentage of black-only printing and average print job complexity. <sup>5</sup>"Maximum Monthly Duty Cycle" is defined as the maximum number of pages a device could deliver in a month using a multishift operation. This metric provides a comparison of robustness in relation to other Lexmark printers and MFPs. <sup>6</sup>Printers are sold subject to certain license/agreement conditions. See [www.lexmark.com/printerlicense](http://www.lexmark.com/printerlicense) for details. <sup>7</sup>"Recommended Monthly Page Volume" is a range of pages that helps customers evaluate Lexmark's product offerings based on the average number of pages customers plan to print on the device each month. Lexmark recommends that the number of pages per month be within the stated range for optimum device performance, based on factors including: supplies replacement intervals, paper loading intervals, speed, and typical customer usage.



Swivel cabinet



Adjustable printer stand

■ Standard  
■ Optional