

MICROLINE® 8810 Series

OKI®



The new standard in intelligent impact printing

ML8810
ML8810n





Experience the breakthrough in technological innovation that allows greater functionality and accuracy in all your impact printing applications.

Highlights:

- Dual 9-pin (18-pin) Impact printhead for near-letter quality output
- Fast 810 characters-per-second print speed for increased productivity
- Crisp, clear printing – even on last page of an 8-part form
- Handles a wide variety of media, including multi-part forms, cut sheets, and slips
- Legendary OKI reliability
- Auto Skew Correction – “straightens” hand-fed sheets before feeding them into the printer
- Location-Free Paper Loading – enables feed of cut sheets and slips anywhere along the printer table
- Auto Head Gap – senses paper thickness and adjusts to ensure best-quality output
- Co-resident MICROLINE®, IBM® and Epson® emulations
- Auto Load and Zero-Form Tear
- Easy-to-read LCD panel
- High-speed USB and parallel ports, standard; 10/100 Base-T internal Ethernet (ML8810n); serial interface optional (ML8810 only)
- Standard front push tractor; optional rear push tractor and cut sheet feeder
- 1-Year limited On-site warranty¹
- Toll-free technical support 24/7/365¹

All you can want in a forms printer—and more.

If your environment demands a fast, versatile and reliable forms printer to get you through the daily grind, here's the ideal solution.

MICROLINE® 8810 Series Impact printers from OKI move easily through a stack of multi-part continuous forms, report media and single sheets at a pace that will keep your business moving.

You can feed them manually, by push tractor or optional cut sheet feeder—front and back. And you can rely on them to deliver crisp, near-letter quality output day in and day out, in the tradition of OKI Impact printers.

Together, these features save paper and time, while enhancing your productivity.

Built to perform relentlessly and with style

We've designed the ML8810 Series for durable output. Both models have a printhead impact force that allows even the last page of an 8-part form to read clearly, and a reliability rating of 10,000 hours MTBF.

As for printing style, ML8810 Series printers have plenty of that: the Dual 9-pin printhead renders type styles with high quality, clearly producing

underlines, subscripts and superscripts, as well as double-high, double-wide letters.

Simple operation, flexible connectivity

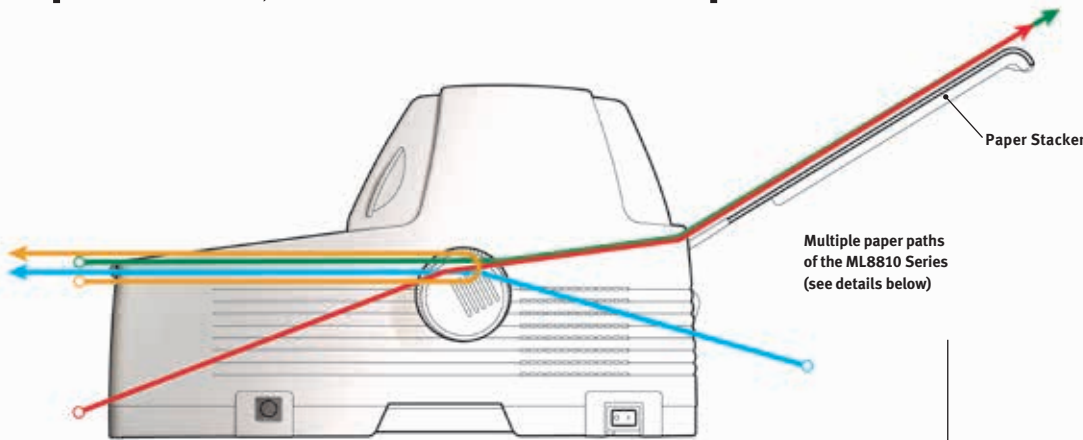
ML8810 Series printers are as uncomplicated as they are powerful... and versatile... and durable. They're simple to operate, with an uncluttered control panel. At the touch of a button you can change the paper feed from auto to manual, the printing mode from Normal to Quiet, and the output direction from front to back. They also have a backlit LCD display that allows you to quickly assess printer status, print mode, current paper path, and manual printhead gap selection.

Their rugged durability, low profile and even lower noise level make ML8810 Series printers a perfect fit for the shop or back office. And, when it comes to connectivity, the ML8810 Series lets you decide how best to access your printer: choose from high-speed USB or parallel ports (ML8810) or an Ethernet interface (ML8810n or optional with the ML8810), and share the printer's exceptional performance on your network.

The MICROLINE 8810 Series printers from OKI. Everything you need to increase your productivity—and make your job easier.

¹ Available in the U.S. and Canada only.

Fast, reliable printing performance with Auto Skew Correction, Location-Free Paper Load, and Auto Head Gap



A unique combination of convenience features

The ML8810 Series is designed to make your life easier and less complicated. It provides flexible forms handling to increase productivity, printing specialty media in addition to standard Impact printer media.

A variety of paper paths allows for feeding media via the front or rear of the printer:

Orange – Manual feed with media exiting front of printer

Green – Manual feed with media exiting rear of printer

Blue – Rear Tractor Feed (Option) with media exiting front of printer

Red – Front Tractor Feed with media exiting rear of printer

Auto Head Gap Adjustment – ML8810 printers adjust automatically to accommodate different media. The printhead calculates the precise impact needed to print each dot and automatically adjusts its position. This virtually eliminates uneven printing: the shape of each dot is more consistent, and there are no gaps, smears or light spots, regardless of the media type.



Media fed on an angle (up to 7°) is automatically straightened

Auto Skew Correction – Unlike conventional flatbed printers, the ML8810 Series can take a single sheet or form that is manually fed on an angle (up to 7°) and automatically straighten it before feeding it into the printer.

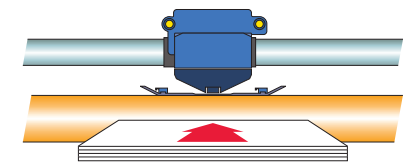
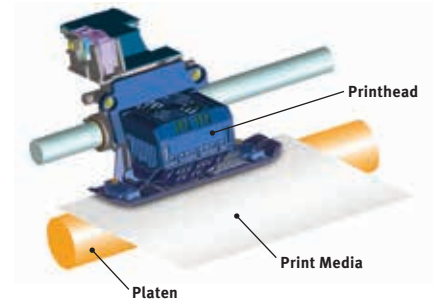
Consequently, text placement is accurate and precise throughout the entire document—ideal for longer forms that tend to skew.



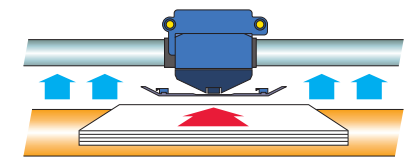
Media can be hand-fed at virtually any point across printer table

Location-Free Paper Loading – Sheets or forms can be hand-fed at virtually any point across the printer table; the ML8810 Series printer will sense the entry point and properly position the printhead.

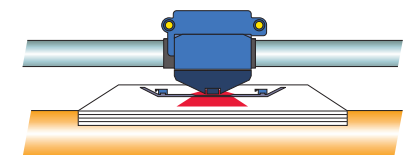
Perfect for printing wider forms and accommodating end users who don't want to spend the time to properly line up each and every cut-sheet form.



Step 1 – Built-in sensor detects thickness of print media



Step 2 – Platen is automatically adjusted to accommodate media



Step 3 – Platen is returned to original position after printing

MICROLINE® 8810 Series

Specifications

Technology, Speed and Print Characteristics

- **Technology:** Serial Impact Dot Matrix (SIDM)
- **Printhead:** Dual 9-Pin (18-pin)
- **Feed Rate:** 10 ips
- **Print Speed:** SuperSpeed Draft – 810 cps¹; High-Speed Draft – 720 cps; Utility – 600 cps; NLQ – 150 cps
- **Print Direction:** Bidirectional/Unidirectional printing; Short line-seeking printing

LCD Display

- **LCD Display:** 2 Line/4 part – Status; Print Mode; Paper Mode; Heavyweight Paper Range (13 selections)

Emulation, Interface and Memory

- **Co-resident:** MICROLINE®, IBM® ProPrinter® III, Epson® FX-1050
- **Interface:** Standard – High-Speed USB, IEEE 1284 Bi-directional Parallel; OkiLAN® 10/100 Base-T Internal Ethernet (ML8810n); Optional – RS-232C Serial (not available with ML8810n)
- **Memory:** 256K RAM
- **Receive Buffer:** 128 bytes

Compatibility

- **Operating Systems:** Windows® 8.x, Windows 7, Windows VISTA®, Windows XP, Windows Server 2012

Fonts/Characters/Barcodes

- **Resident:** 5 – Utility, NLQ Courier, NLQ Gothic, HSD, SSD
- **Code Pages:** ASCII; Code Page 850, 858, 860, 863, 865, 437; ISO 8859-15; BRASCI; ABICOMP
- **Barcodes:** EAN8, EAN13, UPC-A, UPC-E, Code 3 of 9, Interleaved 2 of 5, Code 128

Paper Handling

- **Convenience Features:** Auto Skew Correction; Location-Free Paper Load; Auto Head Gap
- **Paper Input:** Single-part, Multi-part, Continuous forms, Cut sheet, Slips, Card stock, Envelopes, Labels
- **Number of Copies:** Cut Sheet Manual/Front Tractor Feed – Original + 7 pages (8 total)
- **Thickness:** .48 mm max.
- **Paper Weight:** Cut sheet 13.8 lb. – 55.8 lb.
- **Paper Feeding:** Front – Manual, Push Tractor (standard), Cut Sheet Feeder (optional); Rear – Push Tractor (optional)
- **Tear Capabilities:** Form Tear/Zero Tear
- **Loading:** Auto loading for continuous form and cut sheet

Reliability

- **Duty Cycle:** 24,000 pages per month
- **MTBF (Mean Time Before Failure):** 10,000 hours²
- **Printhead Life:** 400 million characters avg. in 10 cpi Utility mode²
- **Ribbon Life:** 10 million characters

Environmental

- **Size (WxDxH):** 23.5" x 15.2" x 9.25" excl. stacker and platen knob (59.8 cm x 39.7 cm x 23.5 cm)
- **Net Weight:** Approx. 44 lb. (20 kg)
- **Acoustic Noise:** 55.5 dBA or less
- **Temperature:** 41°F to 104°F (5°C to 40°C) in Operation; -4°F to 140°F (-20°C to 60°C) in Storage
- **Humidity:** 30%-85% RH in Operation; 5%-95% RH in Storage

Power Requirements

- **Power Supply:** 120V (±10%, 50Hz/60Hz)
- **Power Consumption:** Operating 120W or less; Standby 25W or less; Low Power Consumption mode 15W or less

Options

- Rear Tractor Feed
- Cut Sheet Feeder
- OkiLAN 10/100 Base-T Internal Ethernet Print Server
- RS-232C Serial Interface

Warranty

- **Printer:** 1-Year On-site³

For more information on Impact Printers and supplies from OKI, including OKIcare® Extended Service Programs, please call **1-800-OKI-DATA (800-654-3282)**.³

¹ 12 cpi only.

² 25% duty cycle at 35% page density.

³ Available in the U.S. and Canada only.

Ordering Information


Printer	Part Numbers	
MICROLINE 8810, 120V	62447001	
MICROLINE 8810n, 120V	62447004	
Accessories		
Rear Tractor Feed Kit	41721903	
Cut Sheet Feeder	41722307	
OkiLAN® 7130e Internal Ethernet I/F	45268701	
RS-232C Serial Interface (19.2K baud max.)	70012801	
Ribbon		
Black Ribbon Cartridge	41708210	
OKIcare® Depot Warranty Extensions ³		
	U.S.	Canada
OKI 2-Yr. Depot Warranty	58277401	58277411
OKI 3-Yr. Depot Warranty	58277402	58277412
OKIcare® On-Site Warranty Extensions ³		
	U.S.	Canada
OKI 2-Yr. On-Site Warranty	38041502	38041512
OKI 3-Yr. On-Site Warranty	38041503	38041513



Shown with optional Rear Tractor Feed



Shown with optional Cut Sheet Feeder (front-mounted)



Shown with optional Rear Tractor Feed and Cut Sheet Feeder



ML8810 Series Printer shown with standard Paper Stacker



OKI DATA AMERICAS, INC.

USA
2000 BISHOPS GATE BLVD.
MOUNT LAUREL, NJ 08054-4620
TEL: 800.OKI.DATA (800.654.3282)
FAX: 856.222.5320

CANADA
5800 HURONTARIO STREET
SUITE 1020
MISSISSAUGA, ONTARIO L5R 4B9
TEL: 905.608.5000
FAX: 905.502.3340

**ARGENTINA/CHILE/PARAGUAY/
PERÚ/URUGUAY**
(SUCURSAL ARGENTINA)
UGARTE 3610 PISO 4° (1605) OLIVOS
BUENOS AIRES, ARGENTINA
TEL: +54.11.5288.7500
FAX: +54.11.5288.7599

**COLOMBIA/ECUADOR/VENEZUELA/
CENTROAMÉRICA Y CARIBE**
(SUCURSAL COLOMBIA)
CARRERA 13 #97-51, OFICINA 101
BOGOTÁ, COLOMBIA
TEL: +57.1.218.1704

OKI DATA DE MÉXICO, S.A. DE C.V.
MARIANO ESCOBEDO, 748 8º PISO
COL. NUEVA ANZURES C.P. 11590
MÉXICO, D.F.
TEL: +52.5263.8780
FAX: +52.5250.3501

OKI DATA DO BRASIL INFORMÁTICA LTDA.
AV. ALFREDO EGÍDIO DE SOUZA ARANHA, 100
BLOCO C – 4º ANDAR
04726-170 – SÃO PAULO – SP – BRASIL
TEL: +55.11.3444.3500
FAX: +55.11.3444.3502

WWW.OKIDATA.COM

Specifications are subject to change without notice.

© 2016 Oki Data Americas, Inc. OKI Reg. T.M., M.D. M.R., MICROLINE, OKIcare, OkiLAN Reg. T.M., Oki Electric Industry Co., Ltd. Windows, VISTA, Reg. T.M., Microsoft Corp. IBM, ProPrinter Reg. T.M., International Business Machines Corp. Epson Reg. T.M., Seiko Epson Corp.