

Production Color Systems

# RICOH Pro C7100/C7100X SERIES

Printer  Copier  Facsimile  Scanner

**RICOH**  
imagine. change.



Pro C7100  
SERIES  
80 ppm  
monochrome  
and full-color

Pro C7110  
SERIES  
90 ppm  
monochrome  
and full-color

## Turn productivity into profitability

"Can we do this job? More importantly, can we do it for that price?" As print jobs become more complex with tighter deadlines, you're not the only one asking yourself these questions. But you can be among the first to answer them confidently. Choose the RICOH® Pro C7100S/Pro C7100SX/Pro C7110S/Pro C7110SX series of Multifunction Color Production Systems or RICOH® Pro C7100/Pro C7100X/Pro C7110/Pro C7110X series of Color Production Printers that can finish more types of print jobs in less time, which can cost less and use fewer resources. Keep more jobs in-house by taking advantage of intuitive controls, innovative five-color printing and incredible versatility. Handle more profitable on-demand, variable data print (VDP) jobs. And, move information to the right audiences at the right times in the formats they prefer.

- Produce up to 90 color pages per minute for faster transitions between jobs
- Use the 5th color station to offer more types of output at a lower price point
- Create images with up to 1200 x 4800 dpi resolution to impress customers
- Print on more media, including traditional paper products, synthetics, envelopes, textures and more
- Share information quickly with advanced scanning capabilities
- Use it as a primary device or as part of a Ricoh Managed Document Services (MDS) strategy to reduce costs



## Enter new markets and deliver shorter runs at lower costs

Meet your most demanding workloads

### Create more revenue streams

Whether you're in a CRD or print-for-pay environment, you're facing the same challenge: Complete more jobs for less cost. Your customers want faster turns for more personalized jobs. How can you cut lead times without compromising quality or your budget? Choose the RICOH Pro C7100 Series and RICOH Pro C7110 Series for a host of advanced capabilities that simplify everyday print tasks. Need to print on unique media? Transition quickly from a high-volume run to an on-demand VDP job? Reduce manual touch points? You can do it all from this line of powerful, affordable devices designed to reduce the burden on you while managing heavier workloads.



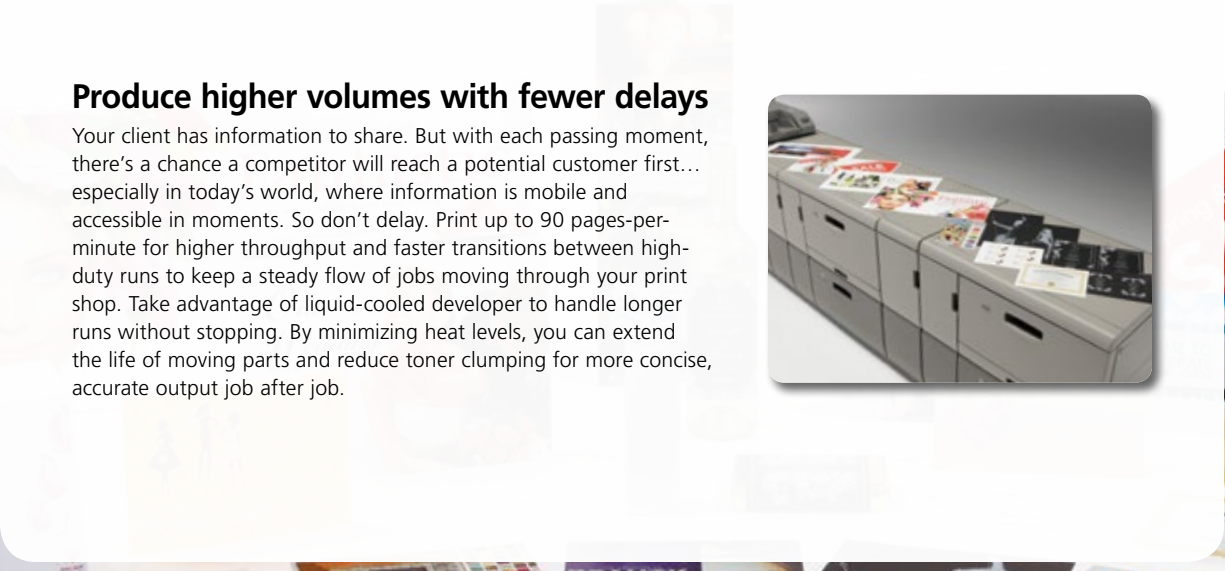
### Give customers a clear advantage with more print options

You're always looking for new ways to differentiate your message. So are your customers. With the RICOH Pro C7100X Series, you can add clear or white toner in addition to CMYK to highlight point-of-purchase displays, business cards, menus, oversized prints and more. When printing on darker paper stocks, highlight the entire document, selected images or specific text with the clear coating to help your customer's message stand out. Or, use the white toner capability to potentially create revenue opportunities for your business by printing on clear media such as window clings or dark substrates.



### Produce higher volumes with fewer delays

Your client has information to share. But with each passing moment, there's a chance a competitor will reach a potential customer first... especially in today's world, where information is mobile and accessible in moments. So don't delay. Print up to 90 pages-per-minute for higher throughput and faster transitions between high-duty runs to keep a steady flow of jobs moving through your print shop. Take advantage of liquid-cooled developer to handle longer runs without stopping. By minimizing heat levels, you can extend the life of moving parts and reduce toner clumping for more concise, accurate output job after job.





# Manage your print production operations with ease

## Get the facts you need to make informed decisions

Print jobs are lining up in the queue. You can't afford any delays — or indecisiveness. Use the RICOH Pro C7100 Series and RICOH Pro C7110 Series to simplify production tasks, whether it's an experienced operator or a new hire working on a rush project for the first time. Preview prints via thumbnails, make color changes and fine-tune registration all from a raised control panel that's easy to see and access from anywhere on the production room floor. You can see the Operator Call light from across the room, so you'll know the moment attention is required. You'll even know which paper tray needs refilling, so you can maintain optimal print speed while adding more paper.



## Impress customers with high-quality prints

Getting information to customers is only the beginning. It has to be compelling if you expect them to act on it. With the RICOH Pro C7100 Series and RICOH Pro C7110 Series, you can reproduce colors with incredible accuracy at near-offset quality. Take advantage of Vertical Cavity Surface Emitting Laser (VCSEL) technology for more precise front-and-back registration. Change toner adhesion to adapt to paper stocks, including gloss-coated paper, so you always have accurate brightness and clarity. And to help your customers make a great first impression with their customers, toner density is continually checked and adjusted for better color consistency on professional documents such as brochures, restaurant menus and business cards.



## Maintain workflow by controlling the action

Sometimes you have to take matters into your own hands to make a deadline. We've made it easy for you with the RICOH Pro C7100 Series and RICOH Pro C7110 Series. You can replace key components and consumables — including drums, rollers, fusing units and more — in moments without technical assistance. In fact, you can even replace depleted toner bottles without interrupting printing.



# Everything you need for everyday performance

## Capture and distribute critical information

Information is only useful if it reaches the right audience at the right time — in the right format. Choose the RICOH Pro C7100S/ Pro C7100SX/Pro C7110S/Pro C7110SX series of Multifunction Color Production Systems to capture information and distribute it quickly via advanced scanning capabilities, including scan-to email, PDF, URL, folder and more.



## Safeguard critical data to protect your revenue streams

When you lose your client's confidence, you often lose them as a customer. That's why it's important that you know where their critical information is — and who has access to it — at all times. Help protect information that's sent to you with IP security protocols that encrypt every packet in the data stream.




## Handle more media, complete more jobs

You need a device that's as diverse as your customers. Produce presentations, colored postcards, three-fold brochures, textured papers, envelopes, oversized prints and more at high speed with minimal maintenance. You don't have to worry about losing quality or paper feed accuracy with thicker stocks. The Vacuum-Feed Large Capacity Input Tray (LCIT) is designed for stocks as heavy as 360 g/m<sup>2</sup> in simplex and duplex. You can add an optional Oversized Print Tray for prints up to 27.5" or simply use the multi-bypass unit to handle oversized prints up to 49" and share larger messages with your audience. You can preset or customize media type settings in the paper library and take advantage of 90-plus printing attributes to reduce unnecessary prep work on the print shop floor.



# Handle more jobs with fewer hassles

- 1 CI5030 Cover Interposer Tray (Optional):** Feed pre-printed sheets for front and back covers.
- 2 SR5060 2,500-Sheet Booklet Finisher (Optional):** Economically produce durable stapled and saddle-stitched booklets of up to 20 sheets. Add an optional Booklet Trimmer Unit and Hole Punch Unit for specialty projects.
- 3 SR5050 3,000-Sheet Staple Finisher (Optional):** Staple up to 100 sheets at sizes up to 13" x 19.2". Add the optional Hole Punch Unit for even more flexibility. (not pictured)
- 4 Buffer Pass Unit Type S3 (Optional):** Cool down printed paper before stacking to prevent toner adhesion and sticking that can compromise image quality.
- 5 RB5020 Ring Binder (Optional):** Collate, hole punch, insert and close rings in-line automatically for up to 100-sheet documents with no manual intervention to reduce steps and labor costs. (not pictured)
- 6 Plockmatic PBM 350/500 Booklet System (Optional):** Create booklets inline or offline with either 35 or 50 sheets of paper with optional three-sided trimming and square fold. (not pictured)
- 7 SK5030 High-Capacity Stacker (Optional):** Work on other tasks while your job runs continuously with this 5,000-Sheet Stacker. Take advantage of its roll-away cart to quickly move large volumes of output to offline binding or packing and shipping. You can lock its door to protect confidential documents.
- 8 GB5010 Perfect Binder (Optional):** Glue-bind up to 200 sheets/booklet, including covers up to 300 g/m<sup>2</sup>, along with three edges trimming for truly professional looking documents. (not pictured)
- 9 FD5020 Six-Position Multi-Folding Unit (Optional):** Execute Z-folds, half folds, gatefolds and more to create a wider range of finished documents. (not pictured)
- 10 GBC StreamPunch™ Ultra (Optional):** Create professional-quality documents with inline punching. Accommodates tabs and double-punched large sheets for offline cutting. (not pictured)
- 11 220-Sheet Automatic Document Feeder:** Copy and scan jobs quickly in one step with single-pass color duplex scanning — up to 220 ipm in duplex mode. Use the built in sensor to find missing pages from double feeds.



- 12 BY5010 Multi Bypass Tray (Optional):** Feed up to 550 sheets of special paper stocks and sizes and expand system capacity and document output types. Use it to produce oversized prints up to 49". (not pictured)
- 13 Operator Call Light:** Know the moment system status has changed and maintenance is required.
- 14 VCSEL and Active Toner Density Control:** Use VCSEL technology and high-quality toner control for vivid prints and smooth gradations that yield sharper text and finer lines, graphics and photographic reproductions.
- 15 Oversize Media Support:** Run up to 1,100 sheets of media up to 13" x 27.5" with the vacuum feed oversize sheet option which accepts coated media up to 300 g/m<sup>2</sup> for simplex printing.

- 16 Paper Trays (Standard):** Take advantage of a standard 1,000-Sheet x 2 Tandem Paper Tray and one 500-Sheet Paper Tray for a total paper capacity of 2,500 sheets. Add other paper sources to increase capacity to 16,200 sheets.
- 17 Active Tray Indicators:** See which tray is in use, so you can refill other paper sources without interrupting printing.
- 18 RT5090 Large Capacity Input Tray (Optional):** Use three friction-fed, air-assisted paper sources, including dual 1,000-Sheet drawers and a 2,000-Sheet drawer, to support paper up to 300 g/m<sup>2</sup>. (not pictured)
- 19 RT5100 Vacuum Feed Large Capacity Input Tray (Optional):** Use a three-belt air-suction mechanism to improve feeding stability of coated papers up to 360 g/m<sup>2</sup>. You can connect up to three LCITs to increase feeding capacity up to 16,200 sheets.
- 20 BU5010 Bridge Unit:** To achieve maximum paper capacity, use the bridge unit to attach three 4,400-sheet trays for longer, uninterrupted runs.
- 21 Media Identification Unit:** When media is frequently replaced, increase efficiency and take the guesswork out of setup by measuring media properties for the closest available match already programmed into the media library. (not pictured)



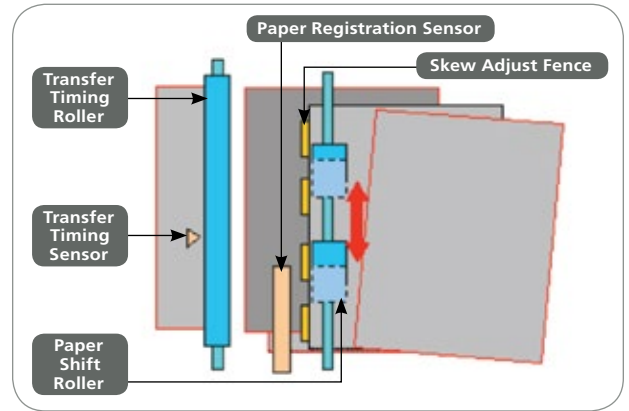
**RICOH Pro C7110S**



# Show audiences what quality output looks like

## Ensure every image hits the mark

You may have only one chance to connect with an audience. So it's critical that they notice the message, and not the blurred images, skewed text or color shifts of a misaligned print run. Use the RICOH Pro C7100 Series and Pro C7110 Series to maintain precise registration from the first page to the last. Media is readjusted automatically using a front stop and side guard similar to offset printers, so stocks are always in the proper position. Registration remains accurate for every type of media and every size of run, even when working on specialty stocks or using transparent or colored media, so operators of every skill level can print a job with exceptional consistency.



## Produce professional prints quickly and economically

Every second counts when you're facing tight deadlines. With immediate access to key data, you can make informed decisions, complete print tasks and transition to your next job in moments with just a few clicks. Use the embedded Fiery System FS150Pro software to streamline workflows and improve consistency with the latest job management tools. Whether you're using EFI Command Workstation 5.4, HotFolders, Virtual Printers or another job management tool, even the most complex jobs become intuitive for users of every skill level.



## Use a smarter controller to handle complex jobs with ease

Every customer demands quality. The most successful printers are the ones who can deliver it at the right time for the best price. Choose the advanced EFI Fiery E-83A Print Controller to manage every job with graphic arts quality and exceptional speed. Now, you can work simultaneously on multiple jobs, ripping one file while processing another, without compromising production time for either one. Use professional-grade tools to manage color calibrations and up to 250 spot color applications per page and reproduce colors to the most exacting standards. You can even set up proofing processes to ensure the right stakeholders remain involved at the most critical times.





# Maximize what you can do — and what you can save

## Reduce costs from start to finish

Your customers don't care about the process. They care only about the finished product — and its impact on their budget. With the RICOH Pro C7100 Series and RICOH Pro C7110 Series, you can produce professional quality output using less labor in less time. Because many of the tasks are automated, you can reduce manual errors so there are fewer reprints and repetitive production steps that can compromise your profits. Take advantage of an intuitive finishing interface and automated stapling, hole punching, saddle stitching, cover insertion and more to expedite turnarounds — even on oversized prints, thicker stocks and multi-page booklets.



## Automate tasks to minimize errors

Some things may be out of your control, but accuracy and quality are not among them. Simplify media setup and reduce errors and steps during production with the standard Media Identification Unit on the RICOH Pro C7100 Series and RICOH Pro C7110 Series. It's especially helpful when you have new employees or second-shift employees who are less familiar with the print process. The unit automatically measures media properties and selects the closest match in the media library, so operators don't have to waste precious production time searching for it or choosing the wrong media.



## Use less energy to make more money

Since when does high-quality, high-volume printing require high print costs, too? Use the RICOH Pro C7100 Series and RICOH Pro C7110 Series to minimize energy consumption and reduce your total cost of ownership. Take advantage of one-pass duplex scanning to save steps and paper. Worried about operating costs for a machine this size? It's certified with the latest ENERGY STAR™ specifications. In addition, it qualifies at the Silver level for EPEAT®\* (Electronic Product Environmental Assessment Tool) — a global environmental rating system for electronic products, so it's included in green manufacturing initiatives designed to consume less energy and protect the environment.



\*EPEAT Silver rating is applicable only in the U.S.A.

# Choose from multiple configurations to deliver superior service with incredible value

Nobody knows your production print environment better than you do. So, choose the four station or five station color production printer or MFP that can most accurately meet your unique workflow and customer requirements. You may need only conventional CMYK colors. You may want to pursue new revenue opportunities using all five colors. Or, you may want to share information in more ways for more clients with copying and scanning capabilities, as quickly as possible. You'll find exactly what you're looking for with the RICOH Pro C7100 Series and RICOH Pro C7110 Series.

	Printer		MFP	
	4 Station	5 Station	4 Station	5 Station
80 ppm	Pro C7100	Pro C7100X	Pro C7100S	Pro C7100SX
90 ppm	Pro C7110	Pro C7110X	Pro C7110S	Pro C7110SX

Paper Trays (Standard)	BY5010 Multi Bypass Tray (Optional)	Oversize Media Tray (Optional)	RT5090 Large Capacity Input Tray (Optional)
			

Standard paper configuration is 1 tandem 1000-Sheet A4 drawer, and a 250-Sheet 12" x 18" drawer.

Feed up to 550 sheets of special paper stocks and sizes and use it to produce oversized prints up to 49".

With the Oversize media option, you can feed up to 1,100 sheets. It can handle coated media, 27.5" up to 300 g/m<sup>2</sup>.

The three belt Vacuum Feed RT5100 reliably feeds media up to 360 g/m<sup>2</sup>. Connect up to three units to increase your paper capacity to 16,200 sheets. Feeds colored and clear media.

# RICOH PRO C7100/C7100X SERIES

## SYSTEM SPECIFICATIONS

### General Specifications

<b>Configuration</b>	Console
<b>Process</b>	4-drum and 5-drum dry electrostatic transfer system with internal transfer belt Oil-less belt-fusing method
<b>Fusing</b>	
<b>Max Monthly Volume</b>	240K
<b>Duty Cycle</b>	700K
<b>Print Resolution</b>	1200 x 4800 dpi VCSEL
<b>Output Speed</b>	Pro C7100/Pro C7100X/Pro C7100S/Pro C7100SX <b>Full Color and Monochrome</b> Thick1 (52.3 g/m <sup>2</sup> ) – Thick7 (300 g/m <sup>2</sup> ): 80 ppm Thick8 (300.1 g/m <sup>2</sup> ) – (360 g/m <sup>2</sup> ): 65 ppm <b>FC + 5ST (White)</b> Thick2 (63.1 g/m <sup>2</sup> ) – Thick3 (105 g/m <sup>2</sup> ): 37.5 ppm Thick4 (105.1 g/m <sup>2</sup> ) – Thick7 (300 g/m <sup>2</sup> ): 80 ppm Thick8 (300.1 g/m <sup>2</sup> ) – (360 g/m <sup>2</sup> ): 65 ppm <b>5ST Only (White)</b> Thick2 (63.1 g/m <sup>2</sup> ) – Thick7 (300 g/m <sup>2</sup> ): 80 ppm Thick8 (300.1 g/m <sup>2</sup> ) – (360 g/m <sup>2</sup> ): 65 ppm <b>FC + 5ST (Clear)</b> Thick2 (63.1 g/m <sup>2</sup> ) – Thick8 (360 g/m <sup>2</sup> ): 37.5 ppm in Quality Mode (default) <b>5ST Only (Clear)</b> Thick2 (63.1 g/m <sup>2</sup> ) – Thick8 (360 g/m <sup>2</sup> ): 37.5 ppm in Quality Mode (default)
	Pro C7110/Pro C7110X/Pro C7110S/Pro C7110SX <b>Full Color and Monochrome</b> Thick1 (52.3 g/m <sup>2</sup> ) – Thick7 (300 g/m <sup>2</sup> ): 90 ppm Thick8 (300.1 g/m <sup>2</sup> ) – (360 g/m <sup>2</sup> ): 75 ppm <b>FC + 5ST (White)</b> Thick2 (63.1 g/m <sup>2</sup> ) – Thick3 (105 g/m <sup>2</sup> ): 37.5 ppm Thick4 (105.1 g/m <sup>2</sup> ) – Thick7 (300 g/m <sup>2</sup> ): 90 ppm Thick8 (300.1 g/m <sup>2</sup> ) – (360 g/m <sup>2</sup> ): 75 ppm <b>5ST Only (White)</b> Thick1 (52.3 g/m <sup>2</sup> ) – Thick7 (300 g/m <sup>2</sup> ): 90 ppm Thick8 (300.1 g/m <sup>2</sup> ) – (360 g/m <sup>2</sup> ): 75 ppm <b>FC + 5ST (Clear)</b> Thick2 (63.1 g/m <sup>2</sup> ) – Thick8 (360 g/m <sup>2</sup> ): 37.5 ppm in Quality Mode (default) <b>5ST Only (Clear)</b> Thick2 (63.1 g/m <sup>2</sup> ) – Thick8 (360 g/m <sup>2</sup> ): 37.5 ppm in Quality Mode (default)
<b>Warm-Up Time</b>	Less than 300 sec.
<b>Limitless Paper Supply</b>	Supported
<b>Paper Size</b>	13" x 19.2"/13" x 27.5"
<b>Maximum Printable Area</b>	12.7" x 18.9" (323mm x 480mm) 12.7" x 27.2" (323mm x 692mm) (when using Oversize Sheet Tray Option)
<b>Paper Weight and Type</b>	<b>1st Tray:</b> 14 lb. Bond – 110 lb. Cover (52.3 – 300 g/m <sup>2</sup> ); Plain Paper, Recycle Paper, Preprinted, Letterhead, Pre-punched <b>2nd Tray:</b> 14 lb. Bond – 95 lb. Cover (52.3 – 256 g/m <sup>2</sup> ); Plain Paper, Recycle Paper, Preprinted Paper, Letterhead, Pre-punched Paper, Tab Stock <b>3rd Tray (RT5090):</b> 14 lb. Bond – 95 lb. Cover (52.3 – 256 g/m <sup>2</sup> ); Plain Paper, Recycle Paper, Preprinted Paper, Letterhead, Pre-punched Paper, Tab Stock, Glossy/Matte Paper, OHP (Transparency), Translucent Paper, Envelopes, Textured Paper <b>4th Tray (RT5090):</b> 14 lb. Bond – 110 lb. Cover (52.3 – 300 g/m <sup>2</sup> ) <b>5th Tray (RT5090):</b> 14 lb. Bond – 95 lb. Cover (52.3 – 256 g/m <sup>2</sup> ) <b>3rd-8th Tray (RT5100):</b> 14 lb. Bond – 130 lb. Cover (52.3 – 300 g/m <sup>2</sup> ) Plain Paper, Recycle Paper, Preprinted Paper, Letterhead, Pre-punched Paper, Tab Stock, Glossy/Matte Paper, Translucent Paper, Envelopes, Textured Paper, Colored Paper, Clear Media <b>Vacuum Feed Oversize Tray:</b> 14 lb. Bond – 110 lb. Cover (52.3 – 300 g/m <sup>2</sup> ) coated <b>RT5010 Bypass Tray:</b> 14 lb. Bond – 81 lb. Cover (52.3 – 216 g/m <sup>2</sup> ) uncoated <b>Duplex:</b> 14 lb. Bond – 130 lb. Cover (52.3 – 360 g/m <sup>2</sup> )

<b>Paper Weight Setting</b>	Thick1 (52.3 – 63 g/m <sup>2</sup> ), Thick2 (63.1 – 80 g/m <sup>2</sup> ), Thick3 (80.1 – 105 g/m <sup>2</sup> ), Thick4 (105.1 g/m <sup>2</sup> – 163 g/m <sup>2</sup> ), Thick5 (163.1 g/m <sup>2</sup> – 220 g/m <sup>2</sup> ), Thick6 (220.1 – 256 g/m <sup>2</sup> ), Thick7 (256.1 – 300 g/m <sup>2</sup> ), Thick8 (300.1 – 360 g/m <sup>2</sup> )
<b>Paper Capacity</b>	Standard: 1st Tray: 1,000 sheets x 2 (Tandem), 2nd Tray: 500 sheets Optional: 3rd Tray: 1,000 sheets, 4th Tray: 2,000 sheets, 5th Tray: 1,000 sheets (RT5090) Optional: 3rd-8th Tray: 2,200 sheets each (RT5100) Bypass Tray: 500 sheets
<b>Power Source</b>	208-240V, 16A, 50/60Hz (2 Dedicated Power Cords)
<b>Max. Power Consumption</b>	5000W
<b>Dimensions (WxDxH)</b>	Pro C7100/Pro C7100X/Pro C7110/Pro C7110X: 51.9" x 35.8" x 47.9" (1320mm x 910mm x 1218mm) Pro C7100S/Pro C7100SX/Pro C7110S/Pro C7110SX: 51.9" x 35.8" x 48.4" (1320mm x 910mm x 1230mm)
<b>Weight (5 Station)</b>	Pro C7100/Pro C7100X/Pro C7110/Pro C7110X: Less than 1,276 lbs. (580 kg) Pro C7100S/Pro C7100SX/Pro C7110S/Pro C7110SX: Less than 1,320 lbs. (600 kg)

### Printer Features

<b>Fiery E43A / Pro 80 Controller</b>	
<b>Fiery E83A / QX Controller</b>	
<b>EFI Platform – FS150Pro</b>	
<b>Memory</b>	E43A: 2GB x 2, E83A: 2GB x 8
<b>CPU</b>	E43A: Intel i5-4570 (2.9GHz up to 3.6GHz with Turbo) E83A: Intel Xeon (Quad-Core) Xeon E5-2637 (3.5GHz up to 3.8GHz w/Turbo)
<b>Operating System</b>	Windows 7 Professional for Embedded Systems x64

### Copier Features

<b>System Memory</b>	320GB (160GB x 2)
<b>Document Feeder</b>	220-Sheet ADF with single-pass color duplex scanning at up to 220 ipm Full-color 9" WVGA touch panel
<b>Control Panel</b>	
<b>Copy Resolution</b>	600 dpi
<b>Print Resolution</b>	1200 x 4800 dpi
<b>Scan Resolution</b>	600 dpi
<b>Scan Speed (FC/B&amp;W)</b>	Simplex: 120 ipm; Duplex: 220 ipm

### Hardware Accessories

<b>13" x 19.2" Large Capacity Input Tray (LCIT RT5090)</b>	
<b>Dimensions (WxDxH)</b>	34" x 28.7" x 47.9" (865mm x 730mm x 1218mm)
<b>Weight</b>	Less than 407 lbs. (185 kg)
<b>Power Source</b>	From mainframe
<b>Paper Size</b>	A5 (LEF)/5.5" x 8.5" – 13" x 19.2"
<b>Paper Weight</b>	14 lb. Bond – 110 lb. Cover (52.3 – 300 g/m <sup>2</sup> )
<b>Paper Capacity</b>	4th Tray: 1,000 sheets 5th Tray: 2,000 sheets 6th Tray: 1,000 sheets
<b>Paper Weight</b>	4th Tray: 14 lb. Bond – 95 lb. Cover (52.3 – 256 g/m <sup>2</sup> ) 5th Tray: 14 lb. Bond – 110 lb. Cover (52.3 – 300 g/m <sup>2</sup> ) 6th Tray: 14 lb. Bond – 95 lb. Cover (52.3 – 256 g/m <sup>2</sup> )
<b>Air Assist Paper Pickup</b>	Yes (all trays)
<b>Vacuum Feed Large Capacity Input Tray (LCIT RT5100)</b>	
<b>Dimensions (WxDxH)</b>	41.5" x 28.7" x 39.4" (1054mm x 730mm x 1000mm)
<b>Weight</b>	Less than 484 lbs. (220 kg)
<b>Power Consumption</b>	Less than 860W
<b>Power Supply</b>	100 – 127V
<b>Paper Size</b>	A5 (LEF)/5.5" x 8.5" – 13" x 19.2"
<b>Paper Capacity</b>	2,200 sheets (20 lb. Bond, 80 g/m <sup>2</sup> ); maximum capacity per unit 4,400 sheets (20 lb. Bond, 80 g/m <sup>2</sup> )
<b>Paper Weight</b>	14 lb. Bond – 130 lb. Cover (52.3 – 360 g/m <sup>2</sup> )
<b>Vacuum Feed Oversize Tray Type S3</b>	
<b>Dimensions (WxDxH)</b>	When attached to the LCIT RT5100 the dimensions become 50.8" x 28.7" x 39.4" (1290mm x 730mm x 1000mm)
<b>Weight</b>	Less than 88 lbs. (40 kg)

<b>Paper Size</b>	A5 (LEF)/5.5" x 8.5" – 13" x 27.5"
<b>Paper Weight</b>	14 lb. Bond – 110 lb. Cover (52.3 – 300 g/m <sup>2</sup> )
<b>Paper Capacity</b>	1,100 sheets
<b>Bridge Unit (BU5010)</b>	
<b>Dimensions (WxDxH)</b>	13" x 28.7" x 39.4" (330mm x 730mm x 1000mm)
<b>Weight</b>	Less than 15.4 lbs. (7 kg)
<b>Paper Size</b>	Width: 3.94" to 13" (210mm to 330.2mm) Length: 5.5" to 27.55" (420mm x 700mm)
<b>Paper Weight</b>	14 lb. Bond – 150 lb. Cover (52.3 – 400 g/m <sup>2</sup> )
<b>Multi Bypass Tray Unit (BY5010)</b>	
<b>Dimensions (WxDxH)</b>	27.1" x 22.1" x 8.3" (690mm x 561mm x 210mm)
<b>Weight</b>	Less than 44 lbs. (20 kg)
<b>Paper Capacity</b>	500 sheets (20 lb. Bond, 80 g/m <sup>2</sup> )
<b>Paper Size</b>	5.5" x 8.5" – 13" x 49" with A3/DLT LCIT
<b>Paper Weight</b>	14 lb. Bond – 80 lb. Cover (uncoated) (52.3–216 g/m <sup>2</sup> )
<b>Multi Bypass Oversize Sheet Tray Type S3</b>	
<b>Dimensions (WxDxH)</b>	42.9" x 22.1" x 8.3" (1090mm x 561mm x 210mm)
<b>Weight</b>	Less than 20.9 lbs. (9.5 kg)
<b>3,000 Sheets Finisher with 100 Sheets Stapler (SR5050)</b>	
<b>Dimensions (WxDxH)</b>	39.2" x 28.7" x 44.3" (996mm x 730mm x 1126mm)
<b>Weight</b>	Less than 246.4 lbs. (112 kg)
<b>Power Consumption</b>	Less than 150W (excluding peak consumption)
<b>Power Supply</b>	120 – 240V
<b>Output Jogger</b>	Standard
<b>Staple Position</b>	Yes (Two-position staple only)
<b>Adjustment</b>	
<b>Proof Tray Stack Capacity</b>	250 sheets (20 lb. Bond, 80 g/m <sup>2</sup> ), A5 – 13" x 19.2"
<b>Shift Tray Stack Capacity</b>	3,000 sheets (A4 LEF, B5 LEF, 8.5" x 11" LEF)
<b>2,500 Sheets Booklet Finisher (SR5060)</b>	
<b>Dimensions (WxDxH)</b>	39.2" x 28.7" x 44.3" (996mm x 730mm x 1126mm)
<b>Weight</b>	Less than 246.4 lbs. (112 kg)
<b>Power Consumption</b>	Less than 150W (Excluding peak consumption)
<b>Power Supply</b>	120 – 240V
<b>Output Jogger</b>	Standard
<b>Staple Position</b>	Yes (Two-position staple only)
<b>Adjustment</b>	
<b>Saddle Stitch</b>	64-80g/m <sup>2</sup> (18 – 20lb Bond) – 20 sheets. One cover sheet (up to 163g/m <sup>2</sup> ) can be included in the above stapling capacity.
<b>Proof Tray Stack Capacity</b>	250 sheets (20 lb. Bond, 80 g/m <sup>2</sup> )
<b>Shift Tray Stack Capacity</b>	2,500 sheets (20 lb. Bond, 80 g/m <sup>2</sup> )
<b>Cover Interposer Tray (CI5030)</b>	
<b>Dimensions (WxDxH)</b>	21.3" x 28.7" x 50.8" (540mm x 730mm x 1290mm)
<b>Weight</b>	Less than 99 lbs. (45 kg)
<b>Paper Size</b>	A5/HLT – 13" x 19.2"
<b>Paper Weight</b>	17 – 58 lb. Bond / 110 lb. Index (64 – 216 g/m <sup>2</sup> )
<b>Paper Capacity</b>	200 sheets x 2 trays
<b>Original Set</b>	Face up, first sheet on top
<b>Ring Binder (RB5020)</b>	
<b>Dimensions (WxDxH)</b>	34.2" x 28.7" x 39.8" (870mm x 730mm x 1010mm)
<b>Weight</b>	Less than 308 lbs. (140 kg)
<b>Power Consumption</b>	Less than 400W
<b>Power Supply</b>	100 – 240V, 50/60Hz
<b>Paper Size</b>	A4 LEF, 8.5" x 11" LEF
<b>Paper Weight</b>	20 – 40 lb. Bond, 90 – 110 lb. Index, 50 – 80 lb. Cover (64 – 216 g/m <sup>2</sup> )
<b>Capacity of Ring Bind</b>	2 – 100 sheets
<b>Tab Stock</b>	Supported
<b>Perfect Binder (GB5010)</b>	
<b>Dimensions (WxDxH)</b>	42.9" x 31.1" x 54.6" (1090mm x 791mm x 1387mm)
<b>Weight</b>	Less than 770 lbs. (350 kg)
<b>Power Consumption</b>	Less than 623W
<b>Power Supply</b>	200 – 240V(NA), 50/60Hz
<b>Cutting Directions</b>	3 edges, 1 edge, None
<b>Booklet Size</b>	Width: 7.9" x 11.7" (201 – 297mm) Length: 5.5" x 8.5" (139.7 – 216mm)
<b>Paper Weight</b>	24 – 40 lb. Bond, 90 – 140 lb. Index, 50 – 100 lb. Cover (90 – 300 g/m <sup>2</sup> )

# RICOH PRO C7100/C7100X SERIES

## SYSTEM SPECIFICATIONS

### 6-Position Multi-Folding Unit (FD5020)

<b>Dimensions (WxDxH)</b>	18.5" x 28.7" x 39.4" (470mm x 730mm x 1000mm)
<b>Weight</b>	Less than 202.4 lbs. (92 kg)
<b>Power Consumption</b>	Less than 240W
<b>Power Supply</b>	120V, 50/60Hz
<b>Single Sheet</b>	Z-fold, Half fold, Letter fold, Double Parallel fold, Gatefold
<b>Multiple Sheets</b>	Up to 3 sheets, Half fold, Letter fold
<b>Paper Size</b>	Single Sheet: Up to 12" x 18" for Z-fold, Double Parallel, Gate fold; Up to 13" x 19" for Half fold
<b>Paper Weight</b>	Multiple Sheets: Up to 13" x 19" for Half fold; Up to 8.5" x 11" for Letter fold Single Sheet: 64 – 105 g/m <sup>2</sup> Multiple Sheets: 64 – 80 g/m <sup>2</sup>

### DLT / A3 Tray Kit

This option is put on the Tandem Drawer in 1st tray of base-unit, and can feed DLT or A3 paper. This 1st tray can normally feed LT or A4 size paper only.

<b>Dimensions (WxDxH)</b>	19.5" x 20.9" x 6.9" (495mm x 530mm x 175mm)
<b>Weight</b>	22 lbs. (10 kg)
<b>Paper Size</b>	Up to 11" x 17"
<b>Paper Capacity</b>	1,000 sheets

### High Capacity Stacker (SK5030)

<b>Dimensions (WxDxH)</b>	35.4" x 28.7" x 39.8" (900mm x 730mm x 1010mm)
<b>Weight</b>	Stacker: 264 lbs. (120 kg); Roll Away Cart: 33 lbs. (15 kg)

<b>Power Consumption</b>	Less than 120W
<b>Power Supply</b>	120 – 127V, 50/60Hz
<b>Paper Capacity</b>	5,000 sheets (SRA3, A4, LT size), Proof Tray: 250 Sheets
<b>Output Jogger</b>	Standard
<b>Rollaway Cart</b>	Standard, Optional additional carts available

### GBC StreamPunch Ultra

<b>Punched Paper Sizes</b>	10 fixed sizes (A5 – A3)
<b>Punched Media</b>	20 lb. Bond – 140 lb. Cover (300 g/m <sup>2</sup> max)
<b>Weight Range</b>	
<b>Tab Punching</b>	Yes
<b>"Two-Up" Punching</b>	Yes

### Plockmatic PBM350/PBM500

<b>Paper Size</b>	8.5" x 11" – 12" x 18"
<b>Paper Weight</b>	64 g/m <sup>2</sup> /16 lb. Bond – 100 lb. cover/300 g/m <sup>2</sup>
<b>Set Size</b>	2-50 Sheets PBM500 2-35 Sheets PBM350 (80 g/m <sup>2</sup> /20 lb. Bond)

### Buffer Pass Unit Type S3

<b>Dimensions (WxDxH)</b>	13" x 28.7" x 39.8" (330mm x 730mm x 1010mm)
<b>Weight</b>	Less than 198 lbs. (90 kg)
<b>Power Consumption</b>	Less than 200W
<b>Power Supply</b>	120V, 50/60Hz

\*Vacuum Feed LCIT RT5100 can accept either the BY5010 Bypass tray OR Multi Bypass Oversize Sheet Tray – not both (see media size, weight and finish specs)

\*If configuring BY5010 and RT5100 you must add Multi Bypass Attachment Kit for Vacuum Feed LCIT Type S3  
\*Colored paper and clear media can run from the Vacuum Feed LCIT RT5100 only, and does not support in-line finishing  
\*TCRU A,B,C - Supported  
\*If both Clear and White stations are needed, 5th Station Replacement Kit Type S3 is required

### Consumables

Toner	Yield
Black	45,000*
Cyan	45,000*
Magenta	45,000*
Yellow	45,000*
Clear	27,000**
White	17,500**
Waste Toner Bottle	136,000***
Staples	5,000/cartridge (for SR5050 and SR5060)
Ring Cartridge	75 sets/cartridge

\*Based on 8.75% coverage (A4/LT)

\*\*Based on 15% coverage (A4/LT)

\*\*\*Based on 70% color rate, 35% full-color coverage, 6% B&W coverage (A4/LT)

Specifications subject to change without notice.

For maximum performance and yield, we recommend using genuine Ricoh parts and supplies.



**RICOH Pro C7100S**

**RICOH**  
imagine. change.

[www.ricoh-usa.com](http://www.ricoh-usa.com)

Ricoh Americas Corporation, 70 Valley Stream Parkway, Malvern, PA 19355, 1-800-63-RICOH  
RicoH® and the Ricoh Logo are registered trademarks of Ricoh Company, Ltd. All other trademarks are the property of their respective owners. ©2015 Ricoh Americas Corporation. All rights reserved. The content of this document, and the appearance, features and specifications of Ricoh products and services are subject to change from time to time without notice. Products are shown with optional features. While care has been taken to ensure the accuracy of this information, Ricoh makes no representation or warranties about the accuracy, completeness or adequacy of the information contained herein, and shall not be liable for any errors or omissions in these materials. Actual results will vary depending upon use of the products and services, and the conditions and factors affecting performance. The only warranties for Ricoh products and services are as set forth in the express warranty statements accompanying them.

