


RICOH Pro 907/1107/1357
B/W Laser Printer
Highly Reliable Production Printing

RICOH



dependable

high-quality



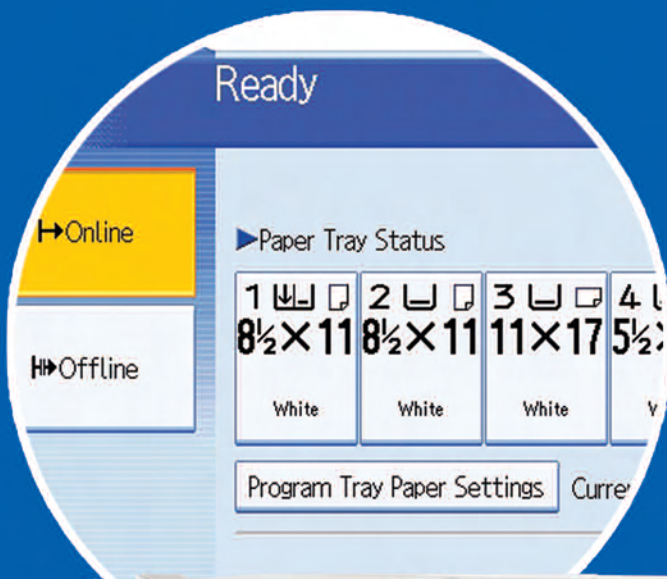
efficient



RICOH Pro 907/1107/1357

Nonstop printing for mission-critical documents.

Designed to meet the unique needs of data centers, service bureaus, digital printers and other production print specialists, the RICOH® Pro 907/1107/1357 black & white laser printers provide a powerful combination of speed, reliability and operational efficiency. Rely on these systems for the uninterrupted performance you need to handle peak volume more easily, improve redundancy and meet tight deadlines for extremely large jobs.



Monitor system status and adjust settings with the tilting Super VGA Operation Panel, a 10.4-inch color LCD touch screen.




UptimePerformanceSpeedWorkflow

Production-Class Reliability

Expect these workhorse printers to deliver maximum uptime and zero-defect results for mission-critical documents, especially under intense time pressure.

- Handle peak production times for bank statements, invoices, bills, purchase orders, packing lists, order confirmations and other documents.
- Count on superior reliability over the long term, driven by design enhancements to the drum and other components.
- Clear multiple-sheet feeds before they compromise efficiency, using an ultrasonic sensor that improves detection, especially for preprinted and coated stock.
- Accept more jobs that require thin (40 g/m²) or thick (300 g/m²) media. The Air Assist feature, on the DLT/LCT, helps ensure error-free handling for a wide range of stocks.
- Maximize uptime with Trained Customer Replaceable Units. Trained users can replace these parts quickly and easily, so there is no need for a service call.



Support a wider range of media stocks—from very thin to very thick—with high reliability, using the controlled airflow of the Air Assist mechanism.

Note: Available on DLT/LCT

Highly Productive Performance

Rely on these printers for the power and flexibility you need to ensure high-performance results in a wide range of production printing applications.

- Maximize throughput with a robust, 1.7 GHz/1.4 GHz twin-CPU print controller that supports variable data printing, Web-based job management, mixplex jobs and other critical requirements for smooth production printing.
- Print extremely large jobs easily and efficiently, including file sizes that exceed 2 GB, or single jobs that contain up to 100,000 pages.
- Personalize individual packages with stapling or other finishing touches in one continuous job with accurate subset processing.
- Improve processing speed with an enhanced memory architecture, including 1 GB RAM standard and two 160 GB Hard Drives.
- Meet demanding deadlines with print speeds of 90, 110 and 135 pages-per-minute, and deliver high image quality with print resolutions up to 1200 dpi.
- Eliminate the need to pause jobs and reload media trays, especially during high-volume runs. These printers provide a virtually limitless media supply.



Let your customers choose from a complete line of folding options with the versatile Multi-Folding Unit.

Versatile Media Handling

Take on a wider variety of jobs and maintain high productivity with flexible media support and precision inline finishing.

- Process high-volume jobs without interruption using the High Capacity Stacker, which stacks up to 5,250 sheets. Connect two in tandem for 10,250-Sheet capacity. A roll-away cart makes it easy to transport output for nearline finishing.
- Add booklet printing to your repertoire using a high-performance finisher with 100-Sheet stapling in two positions, 20-Sheet saddle-stitching, trimming and hole punching at speeds up to 135 pages-per-minute with accurate registration.
- Give customers even more options with a new Multi-Folding Unit that offers six patterns, including Z-Fold, Half-Fold, Letter Fold-in, Letter Fold-out, Double Parallel Fold and Gate-Fold.
- Differentiate from your competitors with support for a wider variety of media sizes (up to 13" x 19.2") and stocks (up to 300 g/m²).



Curled sheets can be an issue for high-volume printing. The Decurl Unit helps reduce the risk of curling for higher throughput and accurate stacking.

PrintProductionEfficiencyDurability

Powerful Document Security

These printers include a complete line of security features to protect the integrity of sensitive customer documents and other confidential data.

- Confirm each operator's identity before they access the printer, using internal and external authentication with options for both Windows and LDAP.
- Control which print features authorized users can select with access restriction.
- Meet the needs of security-conscious customers with lockable Large Capacity Trays.
- Protect data from interception, analysis and tampering with encrypted transmission supported by Secure Socket Layer (SSL) technology.

User-Friendly Operation

Minimize user intervention during high-volume print runs with a simple design that ensures fast, easy operation in challenging environments.

- Monitor print job status of the current job with the Super VGA Operation Panel's large graphics, intuitive menus and tilting screen for convenient viewing.
- Make it easy for any user to reload media with easy grip handles on all media trays.
- Perform administrative tasks remotely with Web Image Monitor and Web Interface, a utility that allows you to check supply levels, change print queues and adjust settings.
- Report usage meter data automatically with the Ricoh @Remote Intelligent Remote Management System, which facilitates remote device management.



The Total Green Office Solution



Ricoh continues its long-standing commitment to developing office solutions with environmentally friendly and superior energy- and supply-saving features, without compromising productivity.

Note: The Ricoh Pro 1107/1357 is Energy Star qualified.

FlexibilityQualityProductivityResults

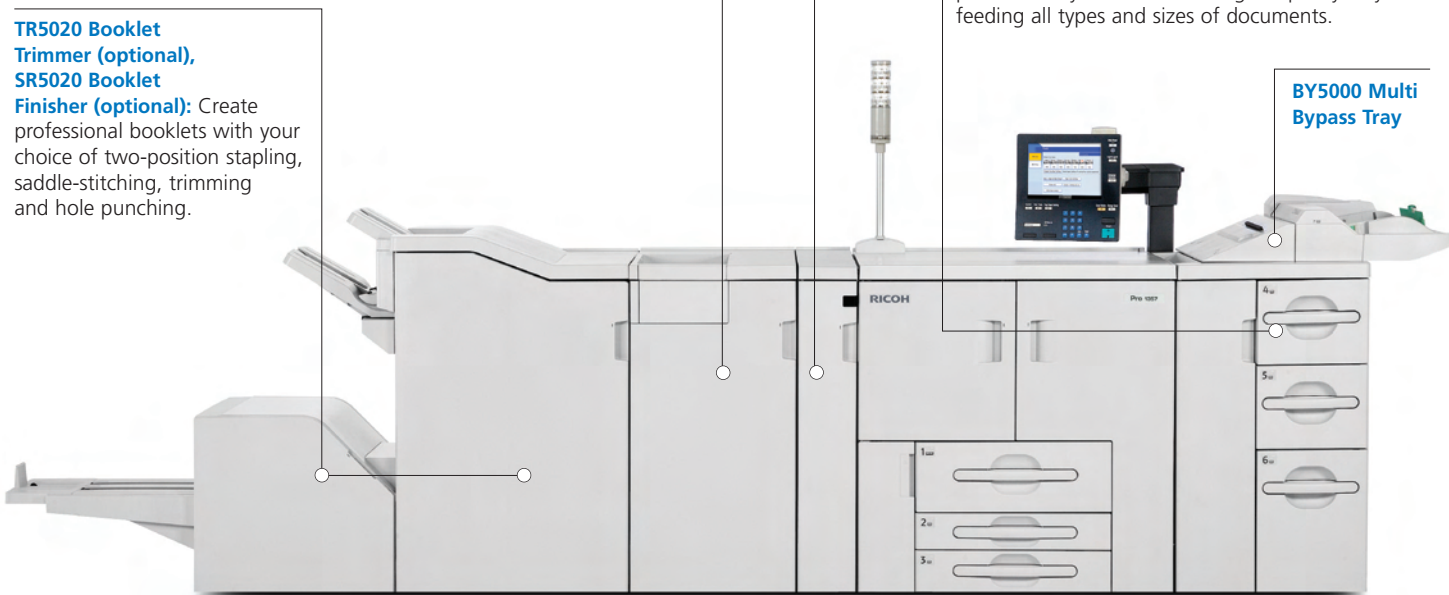
FD5000 Multi-Folding Unit: Meet a wide range of folding requirements with the versatile Multi-Folding Unit.

TR5020 Booklet Trimmer (optional), SR5020 Booklet Finisher (optional): Create professional booklets with your choice of two-position stapling, saddle-stitching, trimming and hole punching.

DU5000 Decurl Unit: The Decurl Unit helps reduce the risk of curling for higher throughput and accurate stacking.

RT5030 LT Large Capacity Trays: Customize the printer with your choice of Large Capacity Trays for feeding all types and sizes of documents.

BY5000 Multi Bypass Tray



SR5000 Finisher (optional/not shown): Staple up to 100 sheets in multiple positions with a 3,000-Sheet Finisher.


SK5010 High Capacity Stacker (optional/not shown): Accept high-volume finishing jobs without hesitation. This stacker holds up to 5,250 sheets and can be connected to a second stacker to hold up to 10,250 sheets.

CI5010 Cover Interposer (optional/not shown): Energize black & white documents with preprinted color covers or color insert sheets. Each tray holds up to 200 sheets, up to 13" x 19.2" in size.

RT5040 DLT Large Capacity Trays (optional/not shown): Customize the system with your choice of Large Capacity Trays for feeding all types and sizes of documents, including media sizes up to 13" x 19.2".



Stack up to 10,000 sheets with two High Capacity Stacker units in tandem, then use the roll-away cart for efficient offloading.



All systems feature Trained Customer Replaceable Units, which trained operators can replace quickly to maximize uptime without calling for service.

RICOH Pro 907/1107/1357

System Specifications

General Specifications

Media Weights	Trays 1, 2, 3: 14 lb. Bond – 80 lb. Cover (52-216 g/m ²) LT LCT Trays 4, 5: 14 lb. Bond – 80 lb. Cover (52-216 g/m ²) LT LCT Tray 6: 14 lb. Bond – 90 lb. Cover (52-163 g/m ²) DLT LCT Trays 4, 6: 14 lb. Bond – 95 lb. Cover (52-256 g/m ²) DLT LCT Tray 5: 11 lb. Bond – 100 lb. Cover (40-300 g/m ²)
Automatic Duplex	Standard
Standard Media Capacity	3,000 sheets Tray 1: 2 x 1,000-Sheet Tray Tray 2: 1 x 500-Sheet Tray Tray 3: 1 x 500-Sheet Tray
Power Requirements	208 – 240V, 50/60 Hz, 20A (dedicated outlet)
Dimensions (WxDxH)	41.3" x 33.9" x 39" (includes decurl unit)
Weight	705 lbs.

Printer Specifications (Standard)

Dual Controller

Controller #1

CPU	Intel Pentium M 1.4 GHz
Memory	512 MB standard
HDD Capacity	160 GB
Standard Connectivity	100Base-TX/10Base-T Ethernet, 1000Base-T Ethernet
Network Protocol	TCP/IP

Controller #2

CPU	Freescale MC7448 1.7 GHz
Memory	1 GB
HDD Capacity	160 GB
Print Speed	Pro 907: 90 pages-per-minute Pro 1107: 110 pages-per-minute Pro 1357: 135 pages-per-minute
Resolution	300, 600, & 1200 dpi
Drivers	PCLXL, PCL5e, Adobe® PostScript® 3™, Genuine IPDS (optional)

Fonts

Standard Connectivity	PCL: True Type Font 80 PS3: 136 (2) 1000Base-T/100Base-TX/10Base-T Ethernet (One is used to connect Dual Controller), IEEE 1284
------------------------------	--

Operating System

Network Protocol	Windows 2000, Server 2003, Server 2008, XP, Vista Mac OS X 10.5 or later TCP/IP, AppleTalk (Bonjour not supported)
-------------------------	--

DU5000 Decurl Unit

Dimensions (WxDxH)	6.7" x 28.7" x 39"
Weight	66 lbs.
Power Consumption	From mainframe
Decurl Function	Pressure Adjustment: 5 steps Curl Type: Back curl/Face curl
Purge Function	10 sheets

System Accessories

RT5030 LT Large Capacity Tray (Optional)

Media Sizes Supported	5.5" x 8.5" to 9" x 12"
Media Capacity	1,000 sheets (Tray 4) 1,000 sheets (Tray 5) 2,550 sheets (Tray 6)

Media Weights	14 lb. Bond – 80 lb. Cover (Tray 4/5) 14 lb. Bond – 90 lb. Index (Tray 6)
Dimensions (WxDxH)	21.2" x 28.7" x 38.6"
Weight	194 lbs.

TK5010 DLT/A3 Tray Kit* (Optional)

Dimensions (WxDxH)	19.5" x 21" x 6.9"
Weight	22 lbs.
Media Sizes Supported	8.5" x 11", 8.5" x 14", 11" x 17"

Media Capacity	1,000 sheets
*This option is put on the Tandem LCT in Tray 1 of base unit and can feed DLT or A3 media	

RT5040 DLT Large Capacity Tray (Optional)

Media Sizes Supported	5.5" x 8.5" to 13" x 19.2"
Media Capacity	1,000 sheets (Tray 4) 2,000 sheets (Tray 5) 1,000 sheets (Tray 6)

Media Weights	14 lb. Bond – 95 lb. Cover (Tray 4/6) 11 lb. Bond – 100 lb. Cover (Tray 5)
Dimensions (WxDxH)	38" x 28.7" x 38.6"

SR5000 3,000-Sheet Finisher with 100-Sheet Stapler (Optional)

Media Weights	Proof Tray: 16 lb. Bond – 80 lb. Cover (52-216 gsm) Shift Tray: 14 lb. Bond – 100 lb. Cover (52-300 gsm) (257-300 gsm simplex only) Z-Folding: 18 – 20 lb. Bond
Shift Tray	3,000 sheets (8.5" x 11") 1,500 sheets (8.5" x 14"/11" x 17") 1,000 sheets (13" x 19.2")

Proof Tray	500 sheets (8.5" x 11" or smaller) 250 sheets (8.5" x 14" or larger)
Staple Capacity	100 sheets (letter, based on 20 lb. Bond)

Hole Punching (Optional)	2 or 3 holes
Dimensions (WxDxH)	31.5" x 28.7" x 38.6"
Weight	165 lbs.

CI5010 Cover Interposer (Optional)

Media Sizes Supported	5.5" x 8.5" to 13" x 19.2"
Media Capacity	2 x 200 sheets
Media Weights	17 – 58 lb. Bond/110 lb. Index (64-216 gsm)

Dimensions (WxDxH)	27.9" x 28.7" x 50"
Weight	99.2 lbs.

BY5000 Multi Bypass Tray (Optional)

Media Capacity	500 sheets (based on 8.5" x 11")
Media Sizes Supported	5.5" x 8.5" to 12" x 18" (RT5030) 5.5" x 8.5" to 13" x 19.2" (RT5040)

PU5000 Punch Unit (Optional)

Punch Type	2 or 3 holes (user-selectable)
Weights Punched	16 lb. Bond – 90 lb. Index

SR5020 Booklet Finisher (Optional)

Media Sizes Supported	Up to 13" x 19.2" (max.)
Media Weights	Proof Tray: 16 – 40 lb. Bond, 50 – 80 lb. Cover, 90 – 110 lb. Index (without Z-Folding) Shift Tray: 14 lb. Bond, 100 lb. Cover (without Z-Folding), 18 – 28 lb. Bond (Z-Folding)

Stacking Capacity

Proof Tray:	250 sheets (8.5" x 11" or smaller)
50 sheets (8.5" x 14" or larger)	
Shift Tray:	2,500 sheets (8.5" x 11" LEF) 1,500 sheets (8.5" x 11" SEF, 11" x 17" SEF)
1,000 sheets (13" x 19.2" or smaller)	
500 sheets (5.5" x 8.5" LEF)	
100 sheets (5.5" x 8.5" SEF)	

Staple Capacity

100 sheets (based on 8.5" x 11", 80 g/m²)	
50 sheets (based on 8.5" x 14", 11" x 17", 80 g/m²)	
Saddle-Stitch	Media Size: 8.5" x 11" – 13" x 19.2" Media Weight: 18 – 24 lb. Bond Staple Position: Center 2 positions Staple Capacity: 20 sheets (18 – 20 lb. Bond), 15 sheets (20 – 24 lb. Bond)
Hole Punching (Optional)	2 or 3 holes

TR5020 Booklet Trimmer (Optional)

Dimensions (WxDxH)	43.9" x 35" x 21.9"
Weight	152 lbs.
Power Consumption	120V, 60Hz
Trimming Type	One side edge
Trimming Capacity	40 sheets after folding
Media Sizes Supported	5.5" x 8.5" – 13" x 19.2"
Stacker Full Detection	Yes

SK5010 High Capacity Stacker (Optional)

Dimensions (WxDxH)	35.4" x 38.6" x 28.7"
Weight	Stacker: 265 lbs. Cart: 33 lbs.
Power Consumption	120V, 60Hz
Media Sizes Supported	Proof Tray & Shift Tray: Up to 13" x 19.2"

Media Weight	14 lb. – 100 lb. Cover
Stack Capacity	Proof Tray: 250 sheets Shift Tray: 5,000 sheets (output jogger standard)
Roll Away Cart	Yes (includes one cart, additional cart is available)

FD5000 Multi-Folding (Optional)

Copy Dimensions (WxDxH)	18.3" x 28.7" x 38.6"
Power Consumption	120V, 60Hz
Folding Patterns	Z-Fold, Half-Fold/Print inside, Half-Fold/Print outside, Letter Fold-in/Print inside, Letter Fold-in/Print outside, Letter Fold-out, Double Parallel/Print inside, Double Parallel/Print outside, Gate-Fold/Print inside, Gate-Fold/Print outside
Media Sizes Supported	8.5" x 11" – 13" x 19.2"

Security

Authentication	(Windows, LDAP, Basic)
Secure Socket Layer Support	
Network Protocol On/Off	
PDF Password	
Driver Encryption Key (M Driver)	
Data Overwrite Security System	

For maximum performance and yield, we recommend using genuine Ricoh parts and supplies.

RICOH
www.ricoh-usa.com

Bringing Ricoh Value to Your Organization
Ricoch technology offers a diverse portfolio of solutions to help your organization stay competitive and move ahead. Let Ricoh show you how to empower your business to improve critical processes, keep information secure, ensure compliance and promote environmental sustainability while reducing the total cost of ownership.

Ricoh Americas Corporation, Five Dedrick Place, West Caldwell, NJ 07006
Ricoch and the Ricoh Logo are registered trademarks of Ricoh Company, Ltd. All other trademarks are the property of their respective owners. Print speed may be affected by network, application or PC performance. Specifications and external appearances are subject to change without notice. Products are shown with optional features.

