

**RICOH Pro C901/C901s**  
Graphic Arts Edition  
Maximum productivity for  
high-volume environments

**RICOH**

quality



speed



versatility



# RICOH Pro C901/C901s Graphic Arts Edition

**The power to meet any high-volume challenge.**

Trust the RICOH® Pro C901/C901s Graphic Arts Edition to deliver exceptional quality and performance no matter how large or complex your applications. Robust engine construction provides the reliability and durability your production-class environment needs. Wide media versatility and professional in-line finishing options expand the range of jobs that you can accept. Powerful EFI Fiery print controllers offer advanced color and job management tools to execute sophisticated document assembly and VDP workflows with ease. The RICOH Pro C901s adds integrated full-color scanning, copying, and document storage to meet image-capture and print-on-demand requirements. Both systems also employ Ricoh's next-generation oil-free imaging technologies to produce output with near-offset quality while minimizing costs. The RICOH Pro C901/C901s—it's up to any challenge.





# QualitySpeedVersatilityReliability

## Full Speed Ahead

**A number of technologies enable high-quality imaging on a wide range of media with maximum output speed.**

- Print at 90 pages-per-minute regardless of media type, weight or when duplexing—and always at true 1200 x 1200 dpi resolution for outstanding quality.
- Realize near-offset results with Ricoh's PxP™ chemical toners and oil-free fusing technology. Smaller, more uniform toner particles deliver sharper images and better fills with a matte finish for commercial-quality output.
- Quickly replace high-capacity toner bottles while running and reload paper trays while printing for uninterrupted performance.
- Achieve consistent image quality with advanced image stabilization, single direction development, mechanical paper registration, enhanced fusing technologies, automatic calibration adjustments, and more.

## Eliminate Media Limitations

**A wide variety of media handling features lets you print onto any stock with confidence.**

- Execute full-bleed printing with support for media sizes up to 13" x 19". Expand system capacity with up to 7 media pick points and a maximum of 11,000 sheets for unmatched productivity and versatility.
- Create durable direct mail, cards, menus, and covers for booklets and manuals with support for heavy and textured media. Even duplex onto stocks up to 300 g/m<sup>2</sup> without any loss in speed!
- Use the new Paper Library feature to apply settings by selecting a preset or custom media type to optimize quality and minimize mistakes. This function integrates with the Fiery Paper Catalog on a connected EFI controller.
- Ensure precise paper feeding with Air-Assist Feeding technology while built-in De-Curling, Paper Registration, and Skew Control provide accurate registration.
- Enhanced fusing technology improves toner adhesion for superior quality when printing onto thick and textured stocks up to 300 g/m<sup>2</sup>.
- Configure each system with professional in-line finishing options to fully automate advanced binding, punching, and stacking for up to 13,000 pages.

## Production-Class Construction and Performance

**Handle the toughest workloads and diverse workflows with maximum reliability and dependability.**

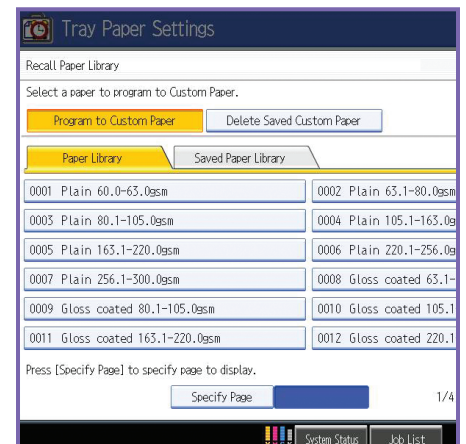
- The welded steel frame provides exceptional strength to handle up to 350,000 impressions per month.
- Reduce costs and maintenance requirements with long-lasting supplies and consumables. Each toner bottle is replaced individually in seconds and yields up to 63,000 pages at a realistic 8.75% coverage factor.
- Operate at peak efficiency with Trained Customer Replaceable Units (TCRUs) that maximize system uptime by enabling trained customers to replace key imaging components without waiting for service.
- Process volumes of hardcopy originals with a full suite of image-capture, digital copying, print-on-demand, and electronic document distribution functions.
- Command attention with an elevated Operator Call Light that's visible from any point of view.



Replace high-yield toner bottles in one step while the system is running for non-stop productivity.



The RT5050 Large Capacity Tray can hold up to 4,000 sheets of 13" x 19" stock and can accommodate up to 300 g/m<sup>2</sup> with an Air Assist feeding mechanism to ensure reliable operation.



Manage up to 1,000 media profiles in the Paper Library to quickly match job parameters to media characteristics.

# Robust Performance in a Modular Design

## Configure the versatile RICOH Pro C901/C901s to meet your specific workflow requirements

### Professional Inline Finishing Capabilities

Choose from a variety of finishing options to design a complete end-to-end document production solution that matches your applications. In-line finishing maximizes system speed and reduces labor costs, allowing your staff to be more productive and your business more profitable. The SR5000 Finisher (shown) brings production-level finishing to high-volume environments with 100-sheet multi-position stapling, optional hole punching, plus a 3,000-sheet Shift Tray for long periods of unattended operation. For more advanced finishing needs, the RICOH Pro C901/C901s offers these professional binding options:

- **RB5000 Ring Binder:** Automatically punches, collates and applies your choice of two ring sizes to 50-100 sheet documents.
- **SR5020 Booklet Finisher:** Offers multi-position stapling of up to 100 sheets, stacking of up to 2,500 sheets, saddle-stitch finishing and folding—plus an optional Trimmer Unit for a flush finished edge.
- **GBC StreamPunch Pro:** Provides a variety of interchangeable die sets to punch pages individually, then bind off-line.
- **GB5000 Perfect Binder:** Hot glues books up to 400 pages with cover, and three sided trim.
- **Full Automatic Inline Booklet Maker:** Ricoh's partnership with Plockmatic International AB provides in-line finishing, folding and trimming of booklets up to 30 sheets.

### Simplified Toner Replenishment

Easily replace high-yield toner bottles in one step. Featuring a sub-hopper design, users can replace supplies while the system is running for non-stop productivity.



### High Capacity Stacker

Enable longer unattended jobs with a 5,000-sheet stacking capacity. Add a second optional High Capacity Stacker unit in a tandem configuration to provide an enormous 10,000-sheet stacking capacity. Each stacker includes one roll-away cart to easily move large volumes of output for off-line binding or packing and shipping. For added security, the stacker door can be locked when printing valuable documents such as financial instruments, voting ballots, diplomas, and coupons.

### RICOH Pro C901/C901s Main Unit

Maximize productivity with 90-ppm/cpm output speeds. Solidly built for lasting value, this heavy-duty engine provides 1200 dpi image quality and supports media up to 300 g/m<sup>2</sup> at full rated speed. Ricoh's integrated @Remote diagnostic solution automates meter reading and enables proactive service and support for maximum uptime.

### User-Friendly Job Programming

The intuitive control panel features a full-color 10.4" touch-screen LCD and clearly organized function keys for simplified operation. Easily manage system functions and job queues, and with the Pro C901s, control copy/scan settings and preview document storage/print-on-demand tasks right at the device.

### Elevated Operator Call Light

Visually alert operators to changes in system status for prompt attention.

### High-Speed Full-Color Scanning with 100-Sheet ADF

Quickly capture hardcopy originals for copying, editing, storage, or electronic document distribution. The Automatic Document Feeder scans stacks of images as fast as 75 originals-per-minute in full-color, grayscale, or black & white to put users in total control of file size and image quality for every application. (Standard on the RICOH Pro C901s only.)

### 500-Sheet Multi-Bypass Tray

Conveniently feed stocks for inserts, colored pages, special media, or short-run jobs without changing an in-line paper source. The Multi-Bypass Tray rests on an optional 13" x 19" Large Capacity Tray.

### 4,000-Sheet Large Capacity Tray with Air-Assist Feeding

Dual 2,000-Sheet drawers accept media up to 13" x 19" for the production of full-bleed pages with space for crop marks and color bars. Built in Air-Assist technology provides reliable feeding of very thin as well as coated stocks up to 300 g/m<sup>2</sup> in weight. (Standard on the RICOH Pro C901s, optional on the RICOH Pro C901.)

### Secondary Large Capacity Tray (Optional)

High-volume environments can add a second 4,000-Sheet Large Capacity Tray to raise media capacity to a maximum of 11,000 sheets for a virtually limitless supply. This option is required for configuration with the 500-Sheet Multi-Bypass Tray. Customers with 8.5" x 11" print-only workflows and mixed-media requirements can substitute the Letter Large Capacity Tray with three trays totaling 4,550 sheets.

## RICOH Pro C901/C901s Graphic Arts Edition





# RICOH Pro C901/C901s Graphic Arts Edition

## Proven Workflow Solutions for Every Application

### Ricoh's premier GW Controller Architecture is the brain behind the Pro C901/C901s.

This powerful integrated controller is dedicated to maintaining optimal image quality and peripheral performance, managing media supplies, and enabling communication with administrators to securely configure network and device settings. In the RICOH Pro C901s, the GW Controller also manages the system's robust scanning, copying, and document storage and distribution feature sets.

## Fiery Print Controllers

### Choose from two powerful EFI Print Controllers to suit your workflow, featuring the latest Fiery System 9 Release 2 software for total control over job processing and printing.

- Streamline print workflows with the latest job management tools such as EFI Command Workstation 5, HotFolders 3.0, Rush Printing, Virtual Printers, plus Fiery JDF support for job ticketing standards, and more.
- Generate accurate tones for precise color matching with other output devices or proofing applications with ColorWise Pro Tools and the Fiery Graphic Arts Package.
- Manage complex document assembly jobs with Fiery utilities such as SeeSequence Impose and BookletMaker 4.0 to simplify the production of paginated documents, define gang-up styles and delivery options, and more.
- Control advanced VDP workflows for personalized marketing campaigns in-house with support for EFI Fiery FreeForm and PPML.
- Access a complete suite of embedded Fiery scanning and document distribution capabilities for paperless workflows.

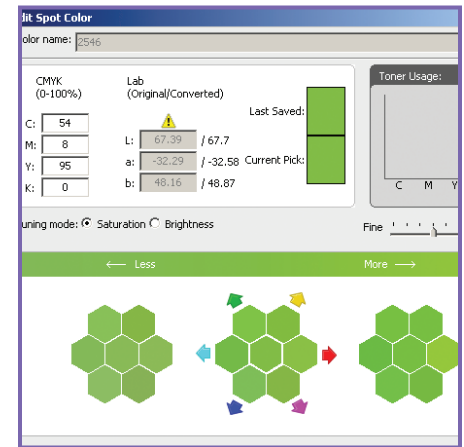
## Optimize Performance for Color-Critical Applications

### Production environments with more sophisticated applications can step up to the EFI Fiery E-81 Print Controller to manage every job with graphic arts quality and exceptional speed.


- Leverage the additional horsepower of the dual-processor architecture to speed the processing of large jobs. Simultaneously RIP one file while processing another for maximum throughput.
- Achieve precise color management with the standard Graphic Arts Package Premium Edition and other professional-grade tools for color calibration, matching, and proofing. Specify up to 250 Spot Colors per page, identify ICC profiles, and choose from a number of improved color simulation methods for exact color reproduction.
- Advanced EFI SeeSequence Impose and Compose utilities enable commercial printers to easily execute make-ready tasks, preview files, and create booklets and complex documents with mixed media, printed tabs, covers, inserts, and more.
- Generate error-free PDFs from any file with Adobe® PDF Print Engine (APPE). Eliminate missing graphic elements caused when files include tables, multiple layers, or text builds.



The robust GW Controller Architecture manages and maintains all critical Ricoh Pro C901/C901s operations and communications.



Process up to 250 spot colors per page—including C, M, Y, K—to create documents to your exacting standards for every application.



Standard SeeSequence Impose makes it easy to construct paginated documents using visual representations of page content.

# Manage Workflow Process Control



## The Total Green Solution



Ricoh continues its long-standing commitment to developing solutions with environmentally friendly and superior energy- and supply-saving features, without compromising productivity.

### EFI Fiery E-41 Print Controller Specifications (Optional)

Configuration	External Print Controller
System Version	Fiery System 9 Release 2
CPU	Intel Core 2 Duo @ 3.0 GHz
Print Speed	90-ppm B&W & F/C
Print Resolution	1200 x 1200 dpi
Memory	2 GB standard/maximum
Hard Disk Drive	160 GB
DVD RW Drive	Supported
Operating System	Windows XP Professional
Network Protocols	TCP/IP (IPv4, IPv6), AppleTalk, SMB
Standard Interface	1000/100/10Base-Tx2 Ethernet
Printer Languages/Drivers	Adobe PostScript 3, PCL 5c, PCL 6
Fonts	PCL: 80 fonts, PostScript 3: 138 fonts
Supported Environments	Win XP, Vista, Server 2003, Server 2008/2008R2, 7, Mac OS X v.10.4.11, 10.5.x, 10.6.x
Print Submission & Management Utilities	EFI Driver, EFI Command WorkStation 5, EFI Fiery WebTools, EFI HotFolders/MS Office Filter for HotFolders, EFI Virtual Printers, Macintosh Print Center Plug-ins, Rush Printing, Print/Process Next, Advanced Job Re-Order, Suspend on Mismatch, Quick Doc Merge, Schedule Print, Fiery Printer Delete Utility for Windows, Fiery JDF
Color Management & Proofing Utilities	Fiery Graphic Arts Package, Fiery Color Wise 3.0
Imposition & Document Assembly Utilities	Mixed Media, Paper Catalog, Tab Shift, Insert Tab, Booklet Maker 4.0, SeeQuence Impose
VDP Support	EFI Fiery FreeForm, Fiery VD Resource Manager
Scanning	Fiery Scan (Scan-to-Email/FTP/SMB/ Hold Queue/-fax/Mailbox), Fiery Remote Scan
Optional Utilities	SeeQuence Compose, Fiery Graphic Arts Package Premium Edition, HDD Kit, FACI/Furniture Kit, Color Profile Suite
Software Utilities	Web Image Monitor, @Remote

### EFI Fiery E-81 Print Controller Specifications (Optional)

Configuration	External Print Controller
System Version	Fiery System 9 Release 2
CPU	Dual Intel Xeon (Quad-Core) 2.8 GHz
Print Speed	90-ppm B&W & F/C
Print Resolution	1200 x 1200 dpi
Memory	4 GB standard/maximum
Hard Disk Drive	500 GB HDD x 2 (for Data) 250 GB HDD x 1 (for OS)
DVD RW Drive	Supported
Operating System	Windows XP Professional
Network Protocols	TCP/IP (IPv4, IPv6), AppleTalk, SMB
Standard Interface	1000/100/10Base-Tx2 Ethernet
Printer Languages/Drivers	Adobe PostScript 3
Fonts	138 PostScript 3 fonts
Supported Environments	Win XP, Vista, Server 2003, Server 2008/2008R2, 7, Mac OS X v.10.4.11, 10.5.x, 10.6.x
Print Submission & Management Utilities	EFI Driver, EFI Command WorkStation 5, EFI Fiery WebTools, EFI HotFolders/MS Office Filter for HotFolders, EFI Virtual Printers, Macintosh Print Center Plug-ins, Rush Printing, Print/Process Next, Advanced Job Re-Order, Suspend on Mismatch, Quick Doc Merge, Schedule Print, Fiery JDF
Imposition & Document Assembly Utilities	Mixed Media, Paper Catalog, Tab Shift, Insert Tab, Booklet Maker 4.0, SeeQuence Impose, SeeQuence Compose
VDP Support	EFI Fiery FreeForm
Color Management & Proofing Utilities	Fiery VD Resource Manager
Scanning	Fiery Graphic Arts Package Premium Edition, Fiery Color Wise 3.0
Optional Utilities	Fiery Scan (Scan-to-Email/FTP/SMB/ Hold Queue/-fax/Mailbox), Fiery Remote Scan
Optional Utilities	FACI/Furniture Kit, HDD Kit, Color Profiler Suite

### GW Controller Specifications (Standard)

Controller Type	Embedded GW Controller Architecture
CPU	Intel Pentium M 1.4 GHz
Memory	Pro C901: 1.5 GB RAM Standard Pro C901s: 2.5 GB RAM Standard
Hard Disk Drive	640 GB Hard Disk Drive standard
Standard Interfaces	10/100Base-TX Ethernet x 2, USB 2.0, SD Card Slot x 2, Counter Interface Slot
Protocol Support	Network: TCP/IP; Scan-to-Email: SMTP, POP3; Scan-To-Folder: SMB, FTP, NCP
Software Utilities	Web Image Monitor, @Remote

# RICOH Pro C901/C901s Graphic Arts Edition

## System Specifications

### General Specifications

<b>Pro C901 Configuration</b>	Print Engine with GW Controller, 2 x 1000-Sheet Tandem Tray, 1 x 500-Sheet Tray, and 10.4" LCD Touch Screen Operation Panel
<b>Pro C901s Configuration</b>	Print Engine with GW Controller, 100-Sheet Automatic Document Feeder, 2 x 1000-Sheet Tandem Tray, 1 x 500-Sheet Tray, 2 x 2000-Sheet Large Capacity Tray, and 10.4" LCD Touch Screen Operation Panel
<b>Imaging Technology</b>	Dry electrostatic transfer system with internal transfer belt; 4-drum method 1200 x 1200 dpi
<b>Print Resolution</b>	90-ppm Full-color & Monochrome
<b>Output Speed (LTR)</b>	420 seconds or less
<b>Warm-up Time</b>	11,000 sheets (fully configured)
<b>Max. Media Capacity</b>	13,500 sheets (fully configured)
<b>Max. Output Capacity</b>	12.6" x 18.9"
<b>Max. Printable Area</b>	Standard
<b>Automatic Duplexing</b>	Tray 1: Fixed for 8.5" x 11"; 11" x 17" with optional Tandem Tray
<b>Standard Media Sizes</b>	Tray 2: 5.5" x 7.1" to 12" x 18"
	Trays 3 & 4: 5.5" x 7.1" to 13" x 19" (Standard for Pro C901s only)
<b>Standard Media Weights</b>	Trays 1 & 2: 16 – 58 lb. Bond / 120 lb. Index (220 g/m <sup>2</sup> )
	Trays 3 & 4: 16 – 79 lb. Bond / 110 lb. Cover (300 g/m <sup>2</sup> ) (Standard for Pro C901s only)
	Duplexing: 16 – 79 lb. Bond / 110 lb. Cover (300 g/m <sup>2</sup> )
<b>Dimensions (WxDxH)</b>	Pro C901 Main Unit: 50.4" x 39" x 64.5" (1280 x 990 x 1640 mm)
	Pro C901s Main Unit: 100.3" x 39" x 64.5" (2555 x 990 x 1640 mm)
<b>Weight</b>	Pro C901 Main Unit: 1389 lb. / 630 Kg
	Pro C901s Main Unit: 1896 lb. / 860 Kg
<b>Power Requirements</b>	208 – 240V, 24A, 50/60Hz
<b>Power Consumption</b>	Operating: 5,500W; Standby: 3,200W

### Input & Finishing Accessories

<b>Automatic Document Feeder (ADF) (Standard on C901s only)</b>	
<b>Original Capacity</b>	100 sheets or stack less than 12mm
<b>Original Size</b>	5.5" x 8.5" to 11" x 17"
<b>Original Feeding Speed</b>	75-opm B&W & F/C (@ 200 dpi)
<b>Original Weight</b>	Simplex: 11 – 34 lb. Bond (40 – 128 g/m <sup>2</sup> )
	Duplex: 14 – 28 lb. Bond (52 – 105 g/m <sup>2</sup> )
<b>Original Feeding</b>	Face up, top page scanned first
<b>Scanning Modes</b>	ADF, SADF, Batch, Mixed Size
<b>RT5030 Letter Size Large Capacity Tray (Option for Pro C901 only)</b>	
<b>Total Capacity</b>	3 Trays / 4,550 sheets
<b>Tray Capacity</b>	3rd Tray: 1,000 sheets / Up to 120 lb. Index (216 g/m <sup>2</sup> )
	4th Tray: 1,000 sheets / Up to 120 lb. Index (216 g/m <sup>2</sup> )
	5th Tray: 2,550 sheets / Up to 90 lb. Index (163 g/m <sup>2</sup> )
<b>Media Size</b>	All Trays: 5.5" x 8.5" to 8.5" x 11" Custom: 5.5" x 8.25" to 9" x 12"

<b>RT5050 13" x 19" Large Capacity Tray</b>	
<b>Total Capacity</b>	2 Trays / 4,000 sheets
<b>Tray Capacity</b>	3rd Tray: 2,000 sheets / Up to 110 lb. Cover (300 g/m <sup>2</sup> )
	4th Tray: 2,000 sheets / Up to 110 lb. Cover (300 g/m <sup>2</sup> )
<b>Media Size</b>	All Trays: 5.5" x 8.5" to 13" x 19"

<b>BY5000 Multi Bypass Tray*</b>	
<b>Media Capacity</b>	500 sheets
<b>Media Size</b>	5.5" x 8.5" to 13" x 19"
<b>Media Weight</b>	16 lb. Bond – 80 lb. Cover (60 – 216 g/m <sup>2</sup> )

\*Requires configuration with RT5050 13" x 19" Large Capacity Tray.

<b>SR5000 3,000 Sheet Finisher w/100-sheet Stapling</b>	
<b>Proof Tray:</b>	
<b>Stack Capacity</b>	Up to 500 sheets (8.5" x 11")
<b>Media Size</b>	5.5" x 8.5" – 12" x 18"
<b>Media Weight</b>	16 lb. Bond – 80 lb. Cover (60 – 216 g/m <sup>2</sup> )
<b>Shift Tray:</b>	
<b>Stack Capacity</b>	Up to 3,000 sheets (8.5" x 11")
<b>Media Size</b>	5.5" x 8.5" – 13" x 19"
<b>Media Weight</b>	16 lb. Bond – 110 lb. Cover (60 – 300 g/m <sup>2</sup> )
<b>Staple Capacity</b>	2 – 100 sheets/set (Letter)
	2 – 50 sheets/set (11" x 17", 8.5" x 14")
<b>Staple Position</b>	Top, Bottom, 2 Staples, Top Slant
<b>Staple Paper Weight</b>	17 – 24 lb. Bond (64 – 90 g/m <sup>2</sup> )
<b>Hole Punching</b>	Optional 2/3 Hole Punch Unit

### SR5020 Booklet Finisher

<b>Proof Tray:</b>	
<b>Stack Capacity</b>	Up to 250 sheets (8.5" x 11")
<b>Media Size</b>	Up to 12" x 18"
<b>Media Weight</b>	16 lb. Bond – 80 lb. Cover (60 – 216 g/m <sup>2</sup> )
<b>Shift Tray:</b>	
<b>Stack Capacity</b>	Up to 2,500 sheets (8.5" x 11")
<b>Media Size</b>	Up to 13" x 19"
<b>Media Weight</b>	16 lb. Bond – 165 lb. Index (60 – 300 g/m <sup>2</sup> )
<b>Staple Capacity</b>	2 – 100 sheets/set (Letter)
	2 – 50 sheets/set (11" x 17", 8.5" x 14")
<b>Staple Position</b>	Top, Bottom, 2 Staples, Top Slant
<b>Staple Paper Weight</b>	17 – 24 lb. Bond (64 – 90 g/m <sup>2</sup> )
<b>Saddle-Stitch Tray:</b>	
<b>Staple Capacity</b>	15 sheets (60 pages): 20 – 24 lb. Bond (80 – 90 g/m <sup>2</sup> ); 20 sheets (80 pages): 18 – 20 lb. Bond (64 – 80 g/m <sup>2</sup> )
<b>Staple Position</b>	2 staples at center spine
<b>Media Size</b>	8.5" x 11" – 13" x 19"
<b>Stack Capacity</b>	Up to 30 sets
<b>Hole Punching</b>	Optional 2/3 Hole Punch Unit
<b>Booklet Trimming</b>	Optional Booklet Trimmer Unit
	Trims open end of 2 – 20-sheet booklets after folding

### CI5010 Cover Interposer

<b>Cover Sheet Capacity</b>	200 sheets x 2 trays
<b>Cover Size</b>	5.5" x 8.5" – 13" x 19"
<b>Cover Weight</b>	17 lb. Bond – 80 lb. Cover (64 – 216 g/m <sup>2</sup> )

### ZF4000 Z-Folding Unit

<b>Media Size</b>	8.5" x 11" – 12" x 18"
<b>Media Weight</b>	17 – 20 lb. Bond (64 – 80 g/m <sup>2</sup> )

### SK5010 High Capacity Stacker\*

<b>Stack Capacity</b>	Proof Tray: 250 sheets
	Shift Tray: 5,000 sheets (output jogger standard)
<b>Media Size</b>	Up to 13" x 19"
<b>Media Weight</b>	14 lb. Bond – 110 lb. Cover (52 – 300 g/m <sup>2</sup> )

\*One or two Stackers may be installed. Includes one Roll Away Cart.

### RB5000 Ring Binder

<b>Media Size</b>	8.5" x 11"
<b>Media Weight</b>	17 lb. Bond – 80 lb. Cover (64 – 216 g/m <sup>2</sup> )
<b>Capacity of Ring Bind</b>	2 – 100 sheets
<b>Number of Holes</b>	21 holes (8.5" x 11")
<b>Ring Bind Supply</b>	50 sheets & 100 sheets
<b>Tab Stock</b>	Supported
<b>Stack Capacity</b>	11 sets; 100 sheets/set (Binding mode); 100 sheets (Punching mode)

### GB5000 Perfect Binder\*

<b>Finished Book Size</b>	Width: 7.9" – 11.69"
	Length: 5.5" – 8.5"
<b>Binding Agent</b>	Hot Glue
<b>Cutting Directions</b>	3-edges, 1-edge, None
<b>Book Thickness</b>	Up to 200 sheets; Less than .91"
<b>Media Weight</b>	Body Pages: 17 – 28 lb. Bond
	Cover Pages: Up to 110 lb. Cover (300 g/m <sup>2</sup> )
<b>Stack Capacity</b>	7 sets (up to 100 pages per set)

\*Requires configuration with Transit Pass Unit GB5000 and Cover Interposer Tray Type GB5000.

### GBC StreamPunch Pro Punch Unit

<b>Die Types</b>	3-hole Ring Bind, 11-hole Velo Bind, 19-hole Comb Bind, 21-hole Wire Bind
	2:1, 32-hole WireBind 3:1, 32-hole ProClack, 44-hole Color Coil
<b>Media Size</b>	8.5" x 11" (no tabs)
<b>Punch Edge</b>	11" edge of 8.5" x 11", one sheet at a time
<b>Media Weights</b>	20 lb. Bond – 80 lb. Cover (75 – 216 g/m <sup>2</sup> )

### BK5010e Production Level Booklet Maker\*

<b>Max. Booklet Capacity</b>	30 sheets (120 pages)
<b>Finishing Speed</b>	Maintains rated engine speed of 90-ppm
<b>Media Size</b>	Width: 8.1" – 12.6"
	Length: 10.8" – 18"
<b>Media Weights</b>	16 lb. Bond – 110 lb. Cover (60 – 300 g/m <sup>2</sup> )

### Optional BK5010e Production Booklet Maker Accessories

<b>CF5010 Cover Feeder</b>	Inserts preprinted/color sheets as covers
<b>BF5010e Book Folder</b>	Creates a square fold on saddle stitched booklets
<b>TR5010e Trimmer Unit</b>	Trims edge of the booklet for a professional finish
<b>BK5010 Rail Unit</b>	Eases finisher docking/undocking

\*Manufactured for Ricoh by Plockmatic International AB.

### Document Server Specifications

<b>(Available for Pro C901s only)</b>	
<b>HDD Capacity for Storage</b>	410 GB
<b>Max. Stored Documents</b>	3,000 documents
<b>Max. Page per Document</b>	2,000 pages (Copy & Scan)
	5,000 pages (Print)
<b>Max. Document Capacity</b>	12,000 total pages

Page capacities may vary by image coverage of each document.

### Scanner Specifications (Using GW Controller)

<b>(Available for Pro C901s only)</b>	
<b>Scan Resolution</b>	TWAIN Scanning: 100 – 1,200 dpi (B&W and Color)
	Scan-to Modes: 100 / 150 / 200 / 300 / 400 / 600 dpi
<b>File Format</b>	JPEG, TIFF (Multi/Single), PDF (Multi/Single), High Compression PDF (Multi/Single)
<b>Scan Modes</b>	B&W Text/Line Art (Default), B&W Text, B&W Text/Photo, B&W Photo, Grayscale, F/C Photo, F/C Text/Photo, Auto Color Selection
<b>Max. Scan Area</b>	11.7" x 17"
<b>Scan Speed</b>	75 scans per minute (B&W & F/C, LTR @ 200 dpi)
<b>Scan Image Density</b>	Auto and Manual (7 levels)
<b>Scan Modes</b>	Scan-to-Email (with LDAP support), Scan-to-Folder (SMB/FTP/NCP), Scan-to-URL, Network TWAIN Scanning
<b>Scanning Features</b>	2,000-entry Address Book, Preview Before TX, Drop Out Color Send, Thin Paper Mode, SADF Mode, Batch Mode, Mixed Size Originals

### Copier Specifications (Available for Pro C901s only)

<b>Scanner Type</b>	Full-color CCD Array
<b>Original Types</b>	Sheets, Books, and 3D objects
<b>Document Feeder</b>	100-Sheet ADF standard
<b>Max. Original Size</b>	Up to 11" x 17"
<b>Multiple Copies</b>	1 – 9,999
<b>First Copy Out Time</b>	13.5 seconds or less
<b>Copy Resolution</b>	1200 x 1200 dpi
<b>Multi-copy Speed</b>	90-cpm (B&W & F/C) (Memory retention)
	80-cpm (B&W, LTR) (ADF 1 to 1)
	60-cpm (F/C, LTR) (ADF 1 to 1)
<b>Magnification</b>	25% – 400% in 1% increments
<b>Copier Features</b>	7 preset Reduction & Enlargement ratios
	Image Density (Automatic and Manual – 9 levels), Auto Magnification, Directional Magnification, Full Image Copy, Interrupt Copy, Original Type Setting, Duplex (1:1, 2:2, Book to 2-Sided, Front and Back to 2-Sided), Book/Series Combine, Margin Adjustment, Erase 3-Edge, Cover/Slip-Sheet, Chaptering, Media Designate, Image Rotation, Stamp, Image Adjustment, Color Adjustment, 500 User Codes, Copy Counter, Counterfeit Prevention

### Security Specifications (Using GW Controller)

<b>HDD DataOverwrite Security</b>	Standard
<b>User Authentication</b>	Windows, LDAP, Basic, User Code
<b>Address Book, Password, SSL Encryption</b>	Communication, S/MIME, IPsec
<b>Network Management</b>	Network Protocol, IP Filtering

### Additional Accessories

<b>Bridge Unit</b>	(For tandem RT5050s connection)
<b>Buffer Pass Unit</b>	(Cools paper to prevent toner adhesion)
<b>Tandem Tray Converter</b>	(Feed 11" x 17" via Tray 1)
<b>Tab Sheet Unit</b>	(Feed Tab stocks via Tray 2)
<b>Counter Interface Unit</b>	

### Consumables

<b>C/M/Y/K Toners</b>	Yield: 63,000 pages/bottle*
<b>Waste Toner Bottle</b>	Yield: 220,000 pages*

\*Declared yield values based on 8.75% image coverage factor.

### Optional Uptime Components

<b>TCRU Kit</b>	Trained Customer Replaceable Parts: Maintenance components replaced by customer
<b>@Remote</b>	Remote diagnostics
	Remote troubleshooting

For maximum performance and yield, we recommend using genuine Ricoh parts and supplies.

# RICOH

www.ricoh-usa.com

Bringing Ricoh Value to Your Organization

Ricoh technology offers a diverse portfolio of solutions to help your organization stay competitive and move ahead. Let Ricoh show you how to empower your business to improve critical processes, keep information secure, ensure compliance and promote environmental sustainability while reducing the total cost of ownership.

Ricoh Americas Corporation, Five Dedrick Place, West Caldwell, NJ 07006  
Ricoh® and the Ricoh Logo are registered trademarks of Ricoh Company, Ltd. All other trademarks are the property of their respective owners. Print speed may be affected by network, application or PC performance. Specifications and external appearances are subject to change without notice. Products are shown with optional features.

R3217

